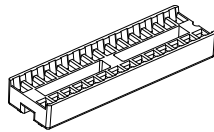


Dept
Qty
DC 1
ED 1
IE 1
ISO 1
PD 1
R&D 1
SD 1
QA 1
QC 1
QF 1

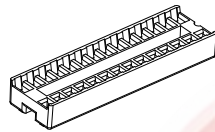
The information provided herein is from CONNELY Electronic Co., Ltd. and is confidential. Any disclosure to a party other than the recipient is prohibited. The intellectual properties and its rights contained herein, including but not limited to, trademarks, patents, copyrights, trade secrets, and technical know-how, are owned exclusively by CONNELY or its affiliates. Unauthorized use or reproduction of this information in any format or manner. CONNELY may enforce its intellectual property rights at its own discretion; failures or delays to exercise such rights does not constitute a waiver of such rights.

1 2 3 4 5 6 7 8

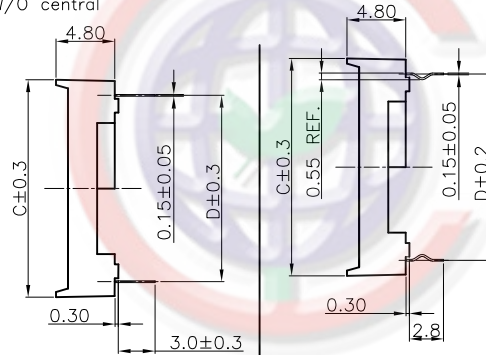
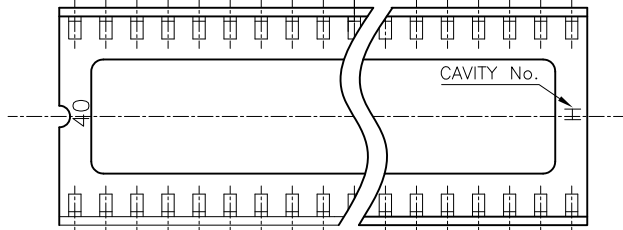
REV.	DESCRIPTION	DRAWN	CHECKED	APPROVED
A	NEW RELEASE	LJH 09/28/05'	~	LJC 09/28/05'
B	ADD W/ Kink Figure	LL 11/04/06'	~	LJC 11/04/06'
C	ADD P/N Code	LJC 12/10/13'	~	LJC 12/10/13'
D	DRAWING UPDATE	JLZ 08/14/18'	~	



W/ central

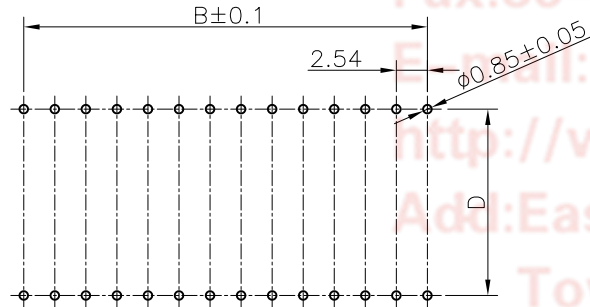
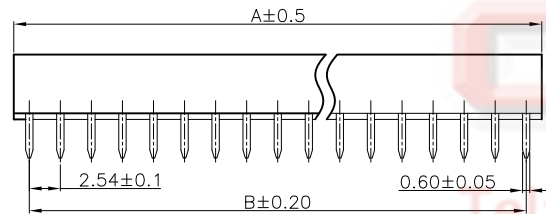


W/O central



W/O Kink Figure

W/ Kink Figure



RECOMMENDED PCB LAYOUT(TOLERANCE=±0.05)

Position	Dimension			
	A	B	C	D
06	7.62	5.08	10.16	7.62
08	10.16	7.62	10.16	7.62
14	17.78	15.24	10.16	7.62
16	20.32	17.78	10.16	7.62
18	22.86	20.32	10.16	7.62
20	25.40	22.86	10.16	7.62
24	30.48	27.94	10.16	7.62
24	30.48	27.94	17.78	15.24
28	35.56	33.02	10.16	7.62
28	35.56	33.02	17.78	15.24
32	40.64	38.10	17.78	15.24
40	50.80	48.26	17.78	15.24
42	53.34	51.00	17.78	15.24

NOTES:

- ELECTRICAL CHARACTERISTICS:
 - CONTACT RESISTANCE: 20mΩ Max.
 - DIELECTRIC WITHSTANDING VOLTAGE: 500V AC(rms) FOR 1 MINUTE.
 - INSULATION RESISTANCE: 1000MΩ Min.
- ENVIRONMENT CHARACTERISTICS:
 - TEMPERATURE: -20°C~+105°C.
- PRODUCT NUMBER CODE:

DS1009 - X X X X X - X X X

Packing Type(Box):
2: 2 inner box/outer box
4: 4 inner box/outer box
6: 6 inner box/outer box

Product Packing Type:
A: Tube + Plastic Nail
B: Tube + Rubber
C: Foam Board

Housing Material:
0: PBT UL94 V-0
2: PBT UL94 HB

Central support
S: W/ central support
X: W/O central support

Width(DIM D)
N: 7.62mm(06~28p)
W: 15.24mm(24~42p)


Contact plating
T1: Tin

Contact type
A: W/O kink
B: W/ kink

No.OF CONTACTS
06 08 14 16 18 20
24 28 32 40 42

GENERAL TOLERANCE		ANGLE TOLERANCE	
X.	±0.60	X.	±5°
.X	±0.38	.X	±3°
.XX	±0.25	.XX	±2°
DRAWING TYPE		CUSTOMER	
SCALE		1:1	SHEET 1 OF 1
DRAWING NO.		C-DS1009-XXXX-XXX-D	

PROJECTION	TITLE	2.54mm IC SOCKET Stamping Type	
UNITS	mm		
SHEET SIZE	A4	SERIES	DS1009 SERIES

 晨翔电子有限公司
CONNFLY CONNELY ELECTRONIC CO. LTD

1 2 3 4 5 6 7 8