

TRR

MAIN FEATURES

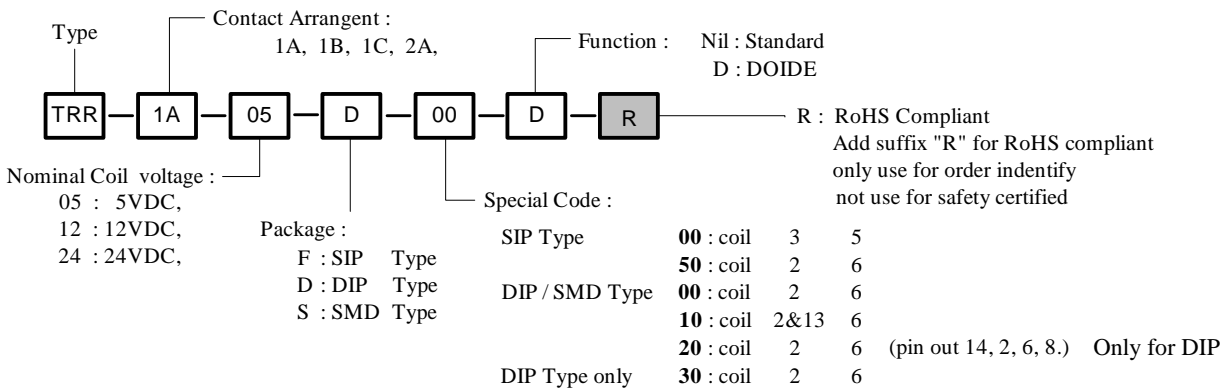
- Miniature, cost-effective switching solution.
- State of the art capsule designs.
- Molded construction for compatibility with automatic board processing.
- Epoxy-molded dual-in-line package.
- Completely washable.
- UL and cUL recognized.



APPLICATIONS

- Measuring equipment, Communication equipment, Control equipment, Appliances, etc.

ORDERING INFORMATION



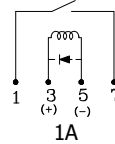
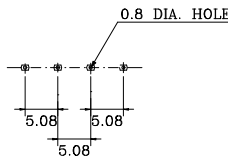
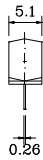
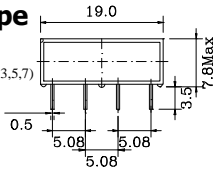
DIMENSION (unit:mm)

DRILLING (unit:mm)

WIRING DIAGRAM

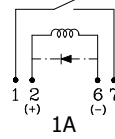
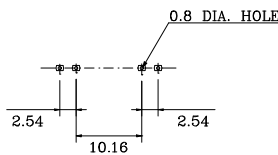
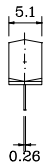
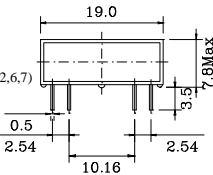
SIP Type

TRR-00
(00:PIN OUT 1,3,5,7)



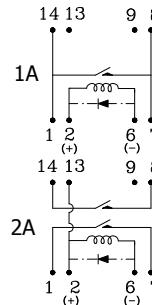
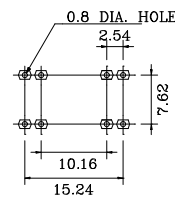
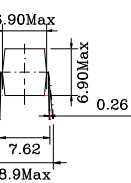
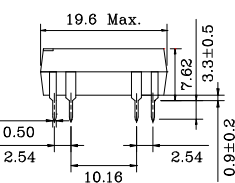
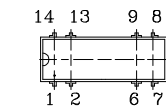
TRR-50

(50:PIN OUT 1,2,6,7)

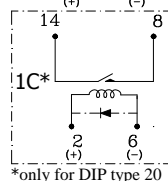
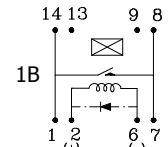
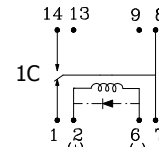


(With Diode Type Options)

DIP Type



(With Diode Type Options)



*only for DIP type 20

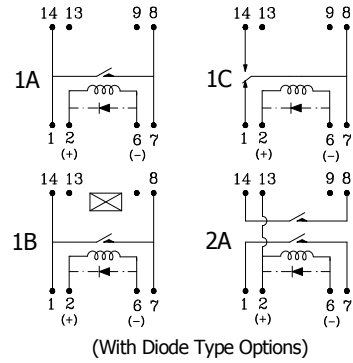
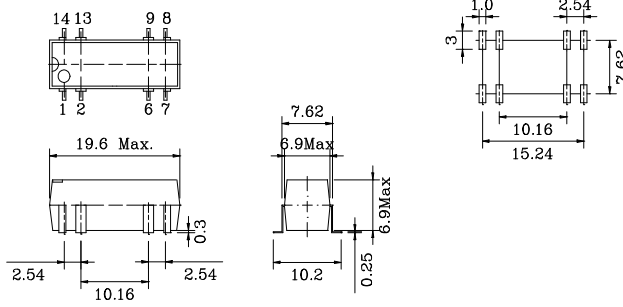
*Please kindly note the pin out of 00, 10, 20 Type

DIMENSION (unit:mm)

DRILLING (unit:mm)

WIRING DIAGRAM

SMD Type



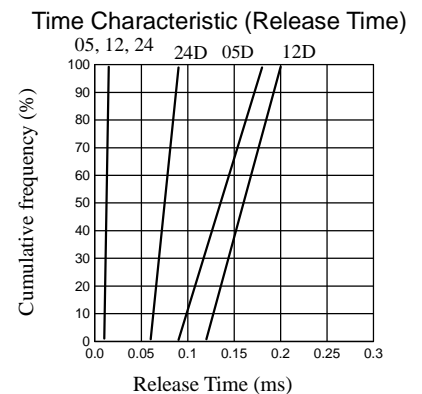
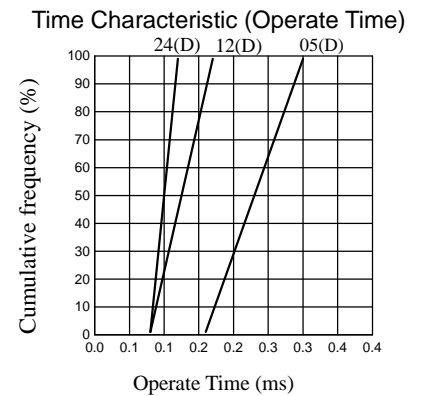
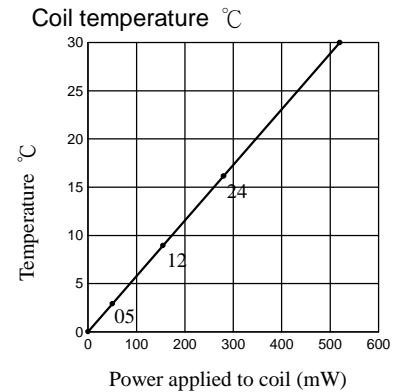
*Please kindly note the pin out of 00, 10 Type

COIL DATA CHART (AT20°C)

Coil Sensitivity	Nominal Voltage (VDC)	Operate Voltage Max. (VDC)	Nominal Current (mA)	Coil Resistance (Ω) $\pm 10\%$	Power Consumption (mW)	Pull-In Voltage (VDC)	Drop-Out Voltage (VDC)
TRR-1A TRR-1B	5	6	10	500	50	3.75	0.8
	12	14.5	12	1000	144	9.0	1.0
TRR-1C	24	29	11.2	2150 2000*	268	18.0	2.0
	5	11	25	200	125	3.75	0.8
TRR-2A	12	20	24	500	288	9.0	1.0
	24	32	11.2	2150	268	18.0	2.0

*Only for SIP type.

REFERENCE DATA



PERFORMANCE

Contact form	1A / 1B / 2A	1C
Switching Current	0.5ADC Max.	0.2ADC Max.
Carry Current	1.0ADC Max.	0.5ADC Max.
Switching Power	10VA Max.	3VA Max.
Electrical Life	1×10^8 (10VDC 10mA)	5×10^7 (5VDC 1mA)
Contact Resistance	150m Ω Max.	
Operation Time (including bounce time)	1.0msec. Max.	
Release Time (including bounce time)	1.0msec. Max.	
Maximum Voltage	100VDC Max.	
Insulation Resistance	$10^9 \Omega$ Min.	
Dielectric Strength	Between coil & contact	1400VDC, (4000VDC Only for DIP type 20)
	Between contacts	250VDC
Temperature Range	Operating Temp.	-40 to +85°C
	Storage Temp.	-55 to +125°C
Shock Resistance	30G Min.	
Weight	abt. 1.8grs	
UL & cUL	E156521	

This datasheet for reference and subject to change without notice. Please double check final specification with Tai-Shing.