

Silicon PNP Epitaxial Planar Transistor (Complement to type 2SC2922)

Application : Audio and General Purpose

■ Absolute maximum ratings (Ta=25°C)

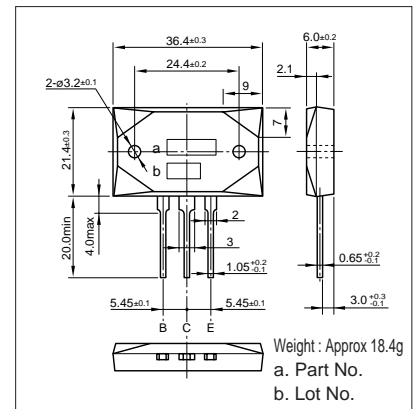
| Symbol | Ratings | Unit |
|------------------|---------------------------|------|
| V _{CB0} | -180 | V |
| V _{CE0} | -180 | V |
| V _{EB0} | -5 | V |
| I _C | -17 | A |
| I _B | -5 | A |
| P _C | 200(T _C =25°C) | W |
| T _J | 150 | °C |
| T _{stg} | -55 to +150 | °C |

■ Electrical Characteristics (Ta=25°C)

| Symbol | Conditions | Ratings | Unit |
|----------------------|--|---------|------|
| V _{CB0} | V _{CB} =-180V | -100max | μA |
| I _{EB0} | V _{EB} =-5V | -100max | μA |
| V(BR) _{CEO} | I _C =-25mA | -180min | V |
| h _{FE} | V _{CE} =-4V, I _C =-8A | 30min* | |
| V _{CE(sat)} | I _C =-8A, I _B =-0.8A | -2.0max | V |
| f _r | V _{CE} =-12V, I _E =2A | 40typ | MHz |
| COB | V _{CB} =-10V, f=1MHz | 500typ | pF |

*h_{FE} Rank O(30to60), Y(50to100), P(70to140), G(90to180)

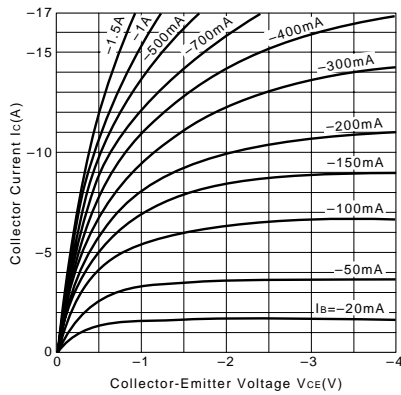
External Dimensions MT-200



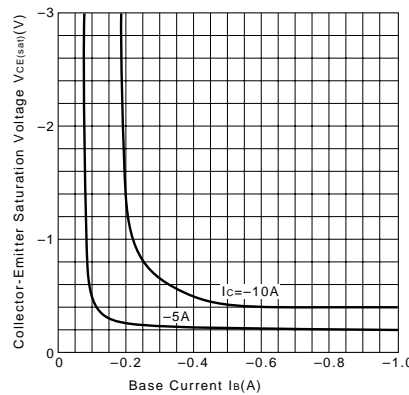
■ Typical Switching Characteristics (Common Emitter)

| V _{CC} (V) | R _L (Ω) | I _C (A) | V _{B2} (V) | I _{B1} (A) | I _{B2} (A) | t _{on} (μs) | t _{stg} (μs) | t _f (μs) |
|---------------------|--------------------|--------------------|---------------------|---------------------|---------------------|----------------------|-----------------------|---------------------|
| -40 | 4 | -10 | 5 | -1 | 1 | 0.3typ | 0.7typ | 0.2typ |

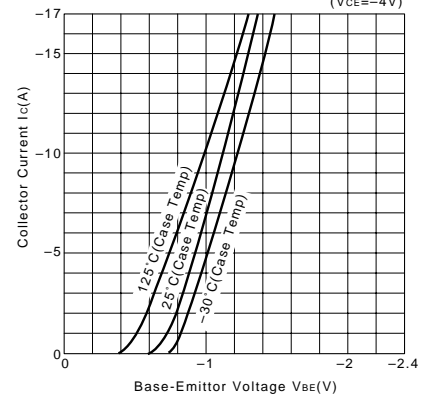
I_C-V_{CE} Characteristics (Typical)



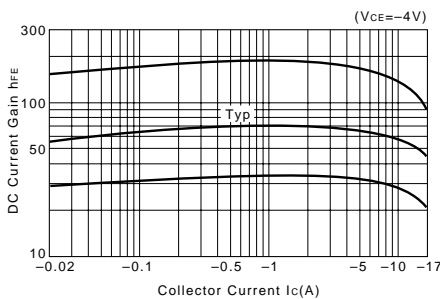
V_{CE(sat)}-I_B Characteristics (Typical)



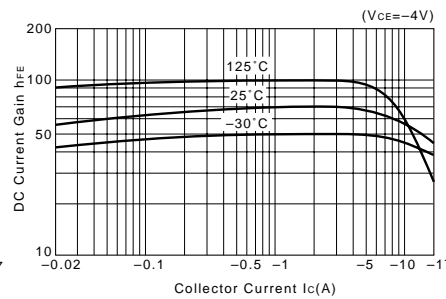
I_C-V_{BE} Temperature Characteristics (Typical)



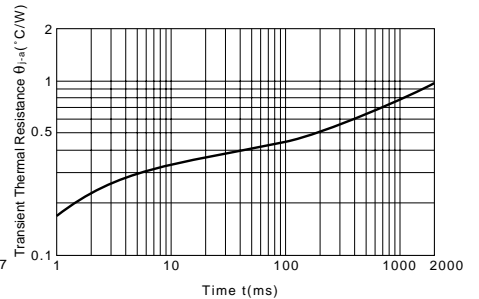
h_{FE}-I_C Characteristics (Typical)



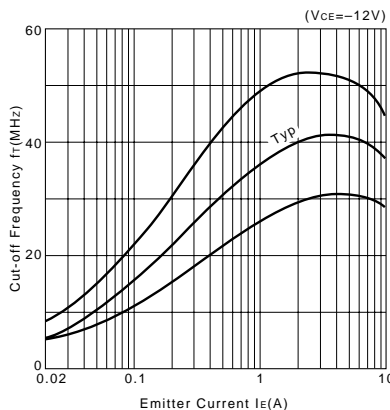
h_{FE}-I_C Temperature Characteristics (Typical)



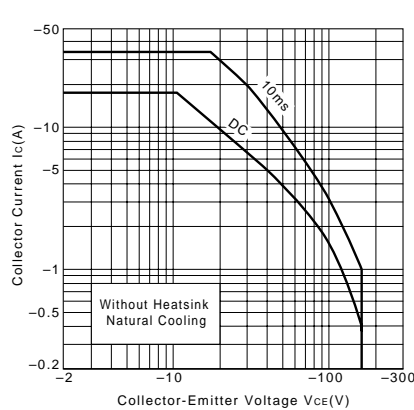
θ_{j-a}-t Characteristics



f_r-I_E Characteristics (Typical)



Safe Operating Area (Single Pulse)



P_C-T_a Derating

