


LARGE CAN TYPE

HS Series

Wide Temperature Range, Miniature Sized

JAMICON®

- Smaller case sized than HP series.
- Withstanding 2000 hours application of high ripple current at 105°C.

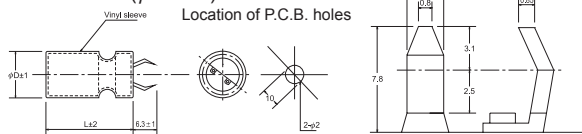


● SPECIFICATION

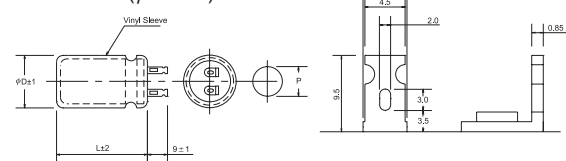
Item	Characteristic															
Operation Temperature Range	-40 ~ +105°C															
Rated Working Voltage	16 ~ 500VDC															
Capacitance Tolerance (120Hz 20°C)	±20%(M)															
Leakage Current (20°C)	$I \leq 0.02CV$ or 3 (mA) *Whichever is smaller after 5 minutes I : Leakage Current(μA) C : Rated Capacitance(μF) V : Working Voltage(V)															
Surge Voltage (20°C)	W.V.	16	25	35	50	63	80	100	160	180	200	250	350	400	450	500
	S.V.	20	32	44	63	79	100	125	200	225	250	300	400	450	500	550
Dissipation Factor (tan δ) (120Hz 20°C)	Rated Voltage (V)	16	25	35	50			63			80		100		≥ 160	
	Capacitance	—	—	—	$\leq 6,800$	$\geq 10,000$	$\leq 6,800$	$\geq 10,000$	$\leq 3,300$	$\geq 4,700$	$\leq 3,300$	$\geq 4,700$	—			
	tan δ	0.50	0.40	0.35	0.30	0.35	0.25	0.35	0.20	0.25	0.20	0.25	0.25	0.15		
Low Temperature Stability	Impedance ratio at 120Hz															
	Rated Voltage (V)	16	25	35	50	63~100		160~250		350~500						
	-25°C / +20°C	6	6	6	4	3	4	6								
	-40°C / +20°C	15	15	10	8	6	—	—								
Load Life	After 2000 hours application of W.V. and +105°C ripple current value, the capacitor shall meet the following limits. (DC + ripple peak voltage \leq rate working voltage)															
	Capacitance Change	$\leq \pm 20\%$ of initial value														
	Dissipation Factor	$\leq 175\%$ of initial specified value														
	Leakage current	\leq initial specified value														
Shelf Life	At +105°C, no voltage application after 1000 hours, the capacitor shall meet the limits for load life characteristics. (With voltage treatment)															

● TERMINAL TYPE

▲ P.C.B. TERMINAL (SNAP IN)
SYMBOL: W($\phi 22\sim 35$)

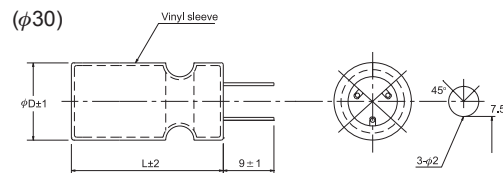
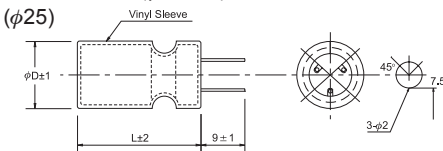


▲ LUG TERMINAL
SYMBOL: G($\phi 22\sim 35$)

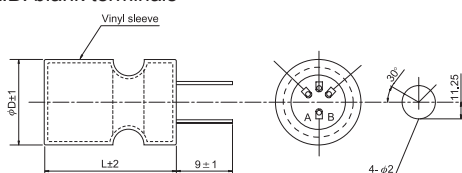


ϕD	22	25	30	35
P	8	10	10	14

▲ P.C.B. TERMINAL
SYMBOL: V($\phi 25\sim 35$)



($\phi 35$)
A.B. blank terminals



● RIPPLE CURRENT COEFFICIENTS

Temperature(°C)	40	60	70	85	105
Multiplier	2.50	2.20	2.00	1.80	1.00

Frequency(Hz)	60	120	400	1k	10k
W.V.	Multiplier				
$\leq 100V$	0.80	1.00	1.10	1.20	1.20
$\geq 160V$	0.80	1.00	1.10	1.30	1.40

