



RS201 THRU RS207

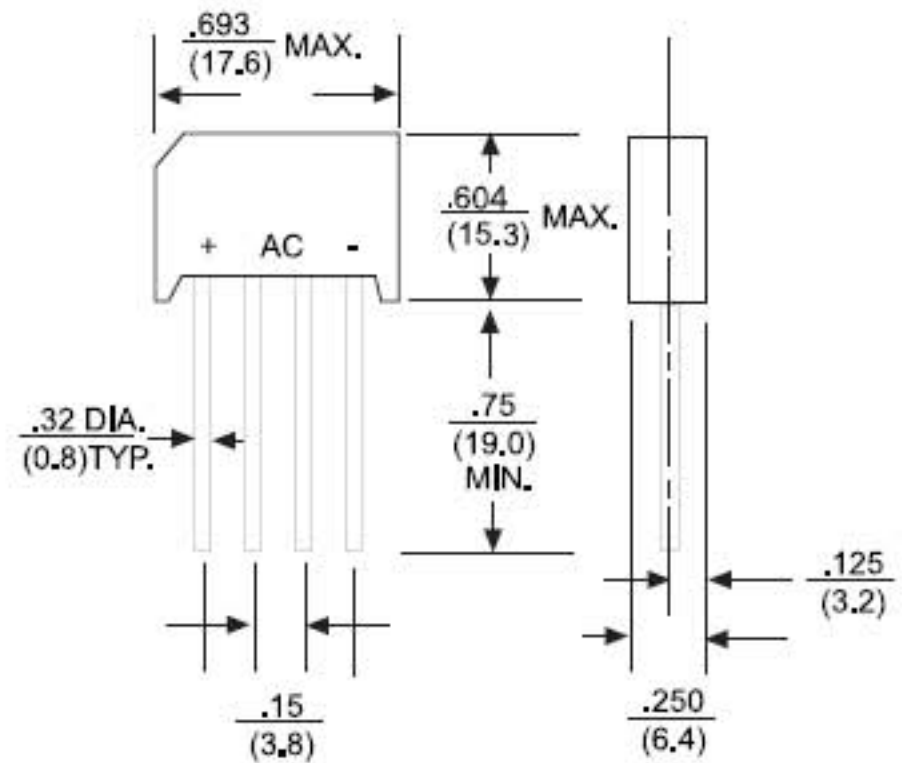
**SINGLE PHASE 2.0AMPS.
SILICON BRIDGE
RECTIFIERS**

**Voltage Range
50 to 1000 Volts
Current
2.0 Amperes**

FEATURES

- UL Recognized File # E-230084
- Surge overload rating - 50 amperes peak
- Ideal for printed circuit board
- Plastic material has Underwriters Laboratory Flammability Classification 94V-0
- Mounting Position: Any

RS2



Dimensions in inches and (millimeters)

MAXIMUM RATINGS AND ELECTRICAL CHARACTERISTICS

Rating at 25°C ambient temperature unless otherwise specified.
Resistive or inductive load 50Hz.
For capacitive load, derate current by 20%

Type Number		RS201	RS202	RS203	RS204	RS205	RS206	RS207	UNITS
Maximum Repetitive Peak Reverse Voltage	VRRM	50	100	200	400	600	800	1000	V
Maximum RMS Bridge Voltage	VRMS	35	70	140	280	420	560	700	V
Maximum DC Blocking Voltage	VDC	50	100	200	400	600	800	1000	V
Maximum Average Forward Rectified Current @TA=50°C	IF(AV)	2.0							A
Peak Forward Surge Current, 8.3ms single half sine-wave super imposed on rated load	IFSM	50.0							A
Maximum Instantaneous Forward Voltage Drop Per Leg @ 2.0A	VF	1.1							V
Maximum Reverse Current at Rated DC Blocking Voltage per Element	IR	10.0 1.0							uA mA
Operating Temperature Range	TJ	-55 to +125							°C
Storage Temperature Range	TSTG	-55 to +150							°C

RATING AND CHARACTERISTIC CURVES RS201 THRU RS207



FIG.1 - DERATING CURVE
OUTPUT RECTIFIED CURRENT

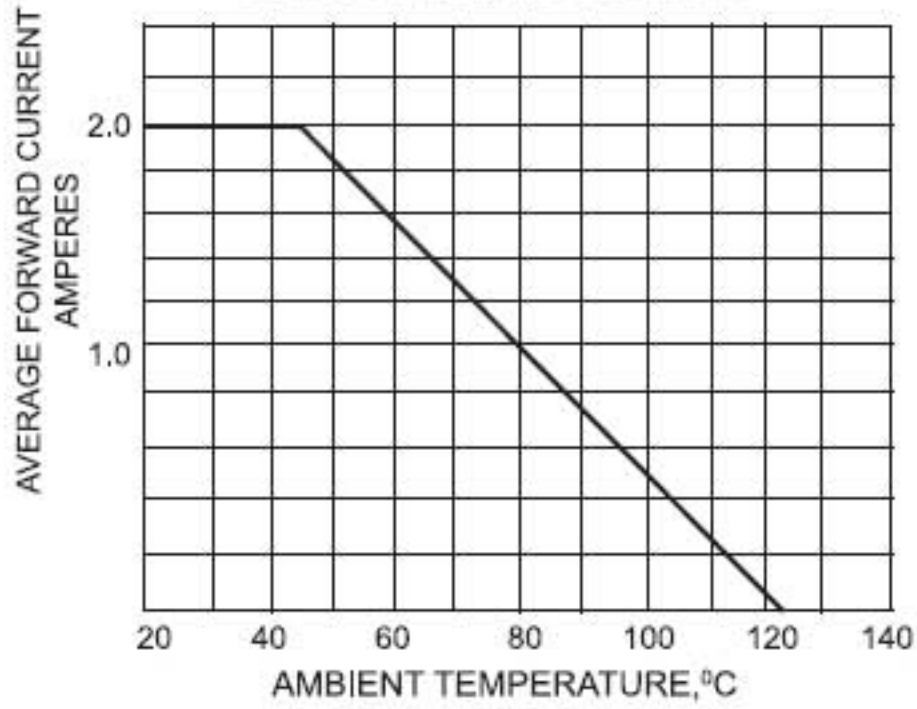


FIG.2 - TYPICAL FORWARD
CHARACTERISTICS

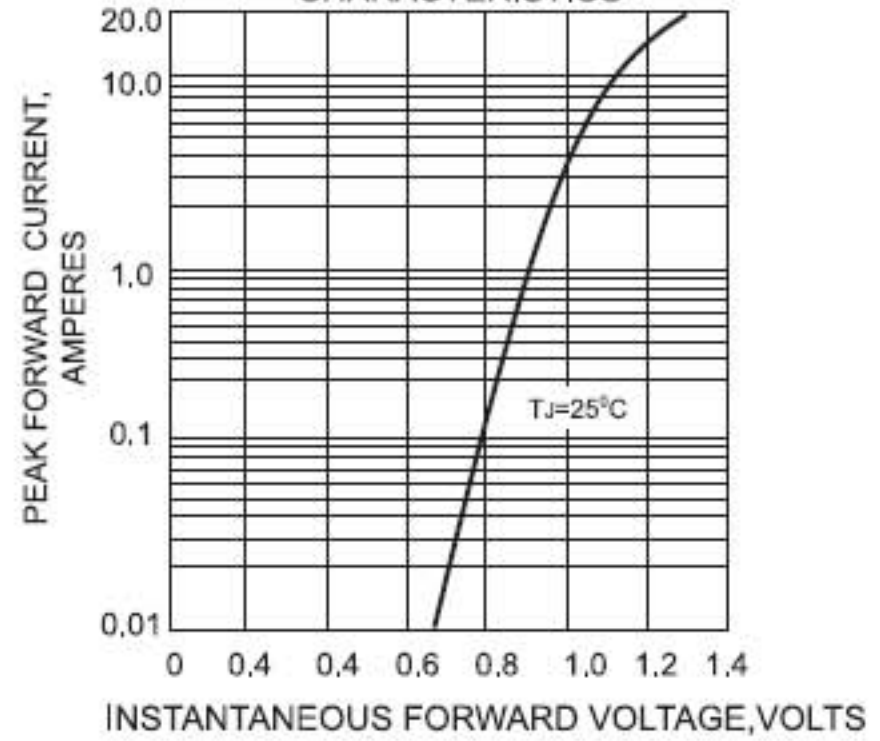


FIG.3-TYPICAL FORWARD
CHARACTERISTICS

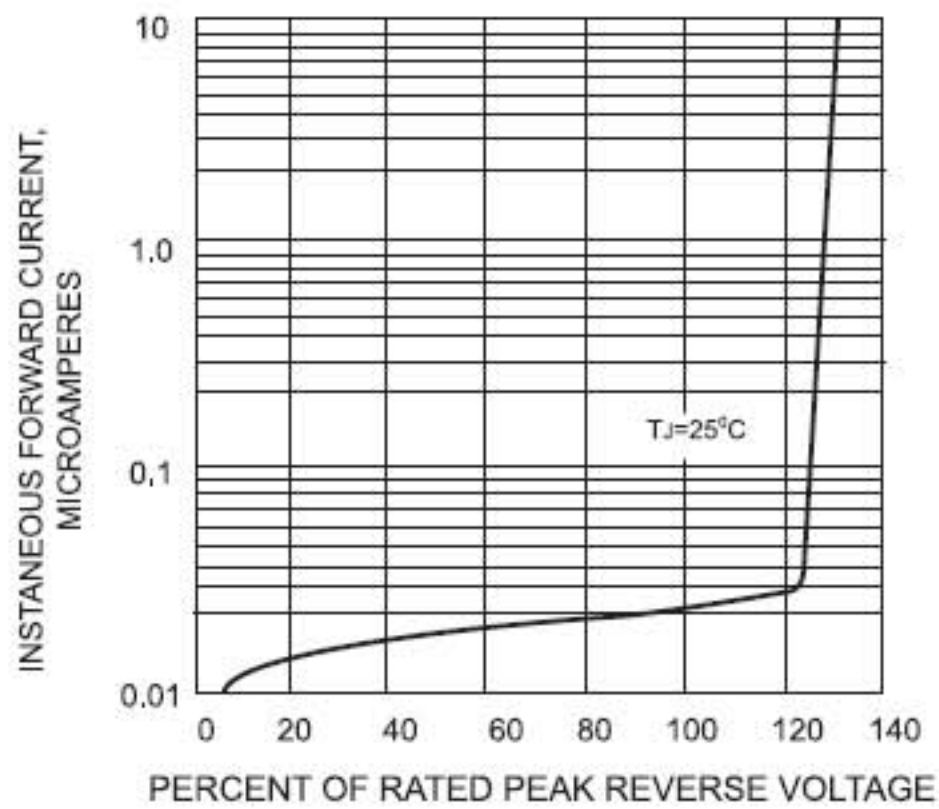


FIG.4-MAXIMUM FORWARD SURGE CURRENT

