

SPECIFICATION



ER34615H 3.6V

Electrical characteristics

(Typical values relative to cells stored for one year at +30 °C max)

| | |
|---|-----------------|
| ○ Nominal capacity | 20000mAh |
| Discharged capacity at 2mA, +25 °C, 2.0V cut off | |
| ○ Open circuit voltage | 3.66V |
| ○ Max. recommended continuous current | 150mA |
| Discharged to 2.0V at +25 °C permitting 50% of the nominal capacity to be achieved | |
| ○ Max. Pulse capability | 300mA |
| 300mA, 0.1 second pulses every 2 minutes, drained with 50% 2mA at 25 °C from undischarged cells with 20µA base current, yield voltage readings above 2.7V, the value may vary according to the pulse characteristics, the temperature and the cell's previous history | |
| ○ Operating temperature rang | -55 °C ~ +85 °C |

STORAGE:

Stored in clean, dry and cool circumstances (the temperature should be 20 degrees or lower, less than 30 degrees)

WARNING:

Don't charge, crush, disassemble, expose contents to water, heat above 100 °C or may lead to explosion, burn or poison goods leakage. Discarded battery should be buried deeply to the ground.

Key features

- High and stable operating voltage
- Long shelf life
- Annual self-discharge rate lower than 1% at +25 °C
- Long operating life
- High energy density (700wh/kg)
- Wide operating temperature rang
- Stainless steel can and cover
- Hermetic glass-to-metal sealing
- Non-flammable electrolyte
- Compliant with IEC 86-4 safety standard

 UL Component Recognition
File Number MH46165

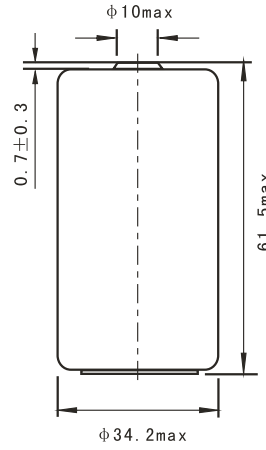
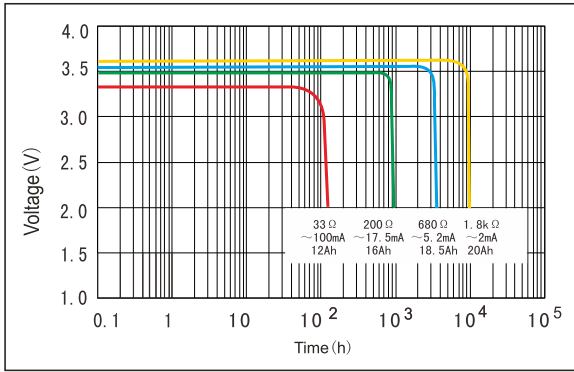
Main applications

- Public instrument
- Alarms or security equipment
- Memory backup
- GPS tracking
- Car electronics
- Professional electronic equipment
- Real time clock

.....

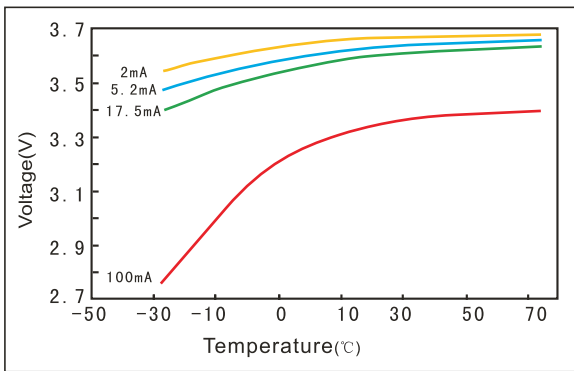
ER34615H 20000mAh

Discharge characteristics at 25°C



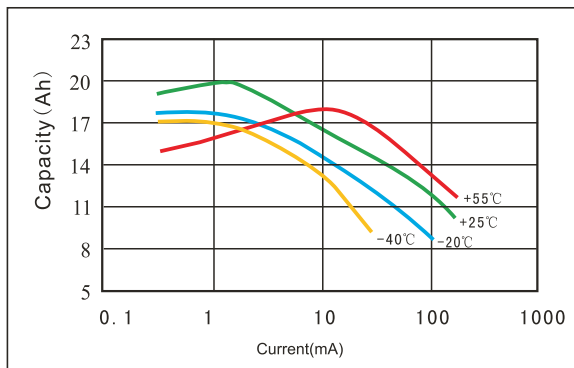
Dimensions in mm
Weight: 103g

Voltage vs Temperature curve

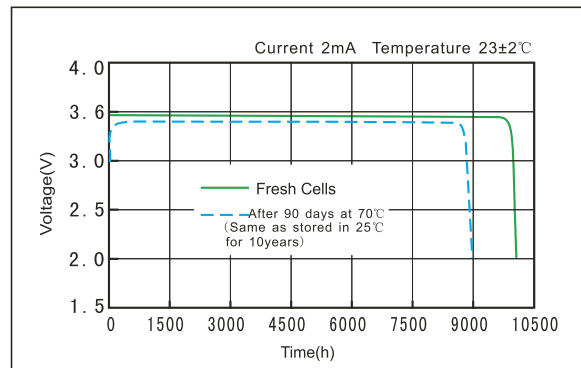


| Available Terminations | |
|--|---------------|
| -/P* | Axial pin |
| -/T /PT2* | Radial Pin |
| -/PT /TP* | Polarized Tab |
| (*) : Reference to Standard Terminals for Single Cells | |

Capacity vs Current curve (cut off with 2.0V)



Discharge characteristics after storage



Data in this page is subject to change without notice and becomes contractual only after written confirmation by Fanso.

WUHAN FANSO TECHNOLOGY CO.,LTD.

Address: No.1 Sitai Industrial Park, YongFeng Avenue, Hanyang District, Wuhan City, China.

Tel: 86-27-84452919 / 84458099 Fax: 86-27-84453116 Post Code: 430051

Http://www.fansobattery.com E-mail: overseas@fansobattery.com