


Stacked Metallized Plastic Film Chip Capacitor

Series : **ECPU(A)**

Stacked dielectric and inner electrode with simple mold - less construction



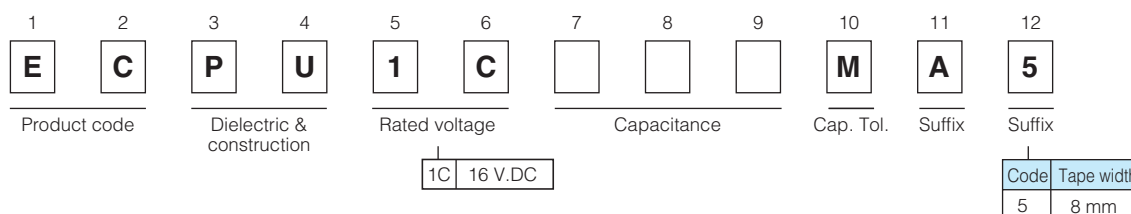
Features

- Low ESR
- Max. capacitance values 1.0 μF
- Smallest package size in film capacitors 3225/1.0 μF
- For reflow soldering
- RoHS directive compliant

Recommended applications

- Noise suppressor
- Audio circuit

Explanation of part number

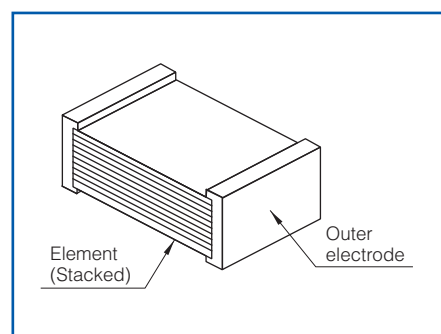


Specifications

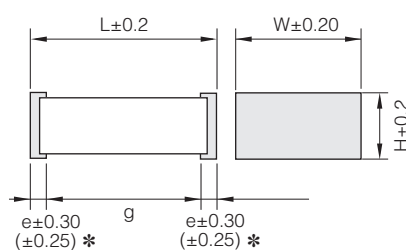
Category temp. range (Including temperature-rise on unit surface)	- 40 °C to +85 °C
Rated voltage	16 V.DC
Capacitance range	0.10 μF to 1.0 μF (E6)
Capacitance tolerance	$\pm 20\%$ (M)
Dissipation factor ($\tan \delta$)	$\tan \delta \leq 1.5\%$ (20 °C, 1 kHz)
Withstand voltage	Between terminals : Rated volt (V.DC) $\times 150\%$, 60 s
Insulation resistance (IR)	$C \leq 0.33 \mu\text{F}$: IR $\geq 1000 \text{ M}\Omega$ (20 °C, 10 V.DC, 60 s) $C > 0.33 \mu\text{F}$: IR $\geq 300 \text{ M}\Omega \cdot \mu\text{F}$ (20 °C, 10 V.DC, 60 s)
Soldering conditions	Reflow soldering : 240 °C max. and 30 sec max. at more than 220 °C (Temp. at capacitor surface)

* In case of applying voltage in alternating current (50 Hz or 60 Hz sine wave) to a capacitor with DC rated voltage, please refer to the page of "Permissible voltage (R.M.S) in alternating current corresponding to DC rated voltage".

Construction



Dimensions



* To be applied only for size code J1

Unit : mm					
Size code	L	W	H	e	g
J1	2.0	1.25	1.0	0.45	≥ 0.6
H1	3.2	1.6	0.8	0.65	≥ 1.0
H2	3.2	1.6	1.0	0.65	≥ 1.0
H3	3.2	1.6	1.4	0.65	≥ 1.0
G2	3.2	2.5	1.4	0.65	≥ 1.0

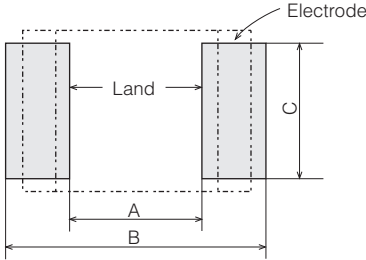
Taping specification for automatic mounting

Refer to the page of taping specifications

Rating · Dimensions · Quantity

Capacitance (μF)	Rated voltage 16 V.DC					
	Part No.	Dimensions (mm)			Size code	Q'ty
		L	W	H		
0.10	ECPU1C104MA5	2.0	1.25	1.0	J1	3000
0.15	ECPU1C154MA5	3.2	1.6	0.8	H1	
0.22	ECPU1C224MA5	3.2	1.6	0.8	H1	
0.33	ECPU1C334MA5	3.2	1.6	1.0	H2	
0.47	ECPU1C474MA5	3.2	1.6	1.4	H3	2000
0.68	ECPU1C684MA5	3.2	1.6	1.4	H3	
1.0	ECPU1C105MA5	3.2	2.5	1.4	G2	

Recommended for land dimensions

		Unit : mm		
		Land dimensions		
		Reflow soldering		
Size code		A	B	C
J1		0.8	2.4	1.1
H1		1.8	3.6	1.4
H2		1.8	3.6	1.4
H3		1.8	3.6	1.4
G2		1.8	3.6	2.3

* It is not warrantable that you can mount the capacitor without trouble under all the mounting condition when "Recommender for Land dimensions" is adopted.