



■ Features :

- Universal AC input / Full range
- No load power consumption < 0.5W
- Pass energy star(CEC) level IV regulation
- Meet EISA 2007 (Energy Independence and Security Act)
- 2 pole EURO plug
- Class II power (without earth pin)
- Full output 5~48V safety approval
- Protections: Short circuit / Overload / Over voltage
- Fully enclosed plastic case
- LED indicator for power on
- Approvals: TUV / CB / CE
- Pass LPS for 9~48V output
- 2 years warranty

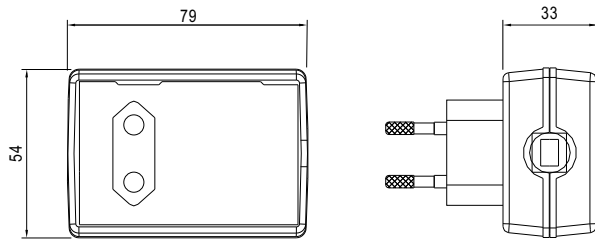
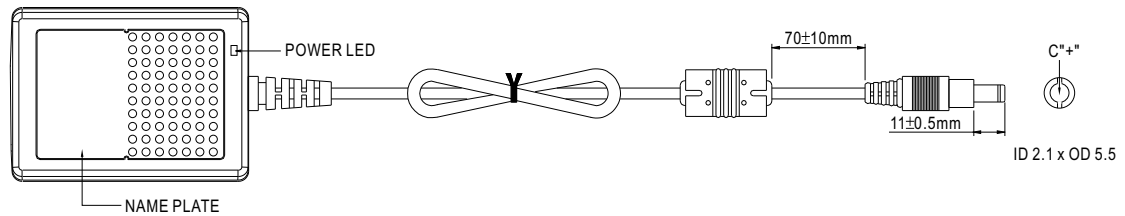
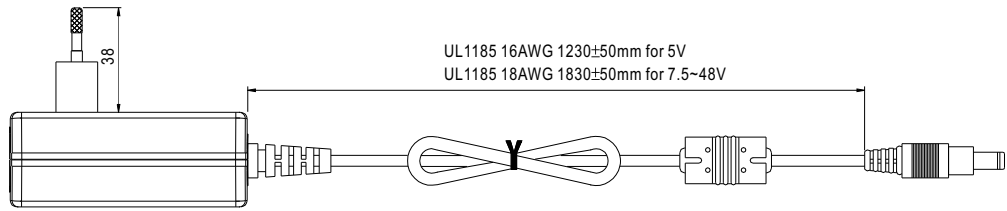


**SPECIFICATION**

ORDER NO.	GS25E05-P1J	GS25E07-P1J	GS25E09-P1J	GS25E12-P1J	GS25E15-P1J	GS25E18-P1J	GS25E24-P1J	GS25E28-P1J	GS25E48-P1J	
OUTPUT	<b>SAFETY MODEL NO.</b>	GS25E05	GS25E07	GS25E09	GS25E12	GS25E15	GS25E18	GS25E24	GS25E28	GS25E48
	<b>DC VOLTAGE</b> Note.2	5V	7.5V	9V	12V	15V	18V	24V	28V	48V
	<b>RATED CURRENT</b>	4.0A	2.93A	2.77A	2.08A	1.66A	1.38A	1.04A	0.89A	0.52A
	<b>CURRENT RANGE</b>	0 ~ 4.0A	0 ~ 2.93A	0 ~ 2.77A	0 ~ 2.08A	0 ~ 1.66A	0 ~ 1.38A	0 ~ 1.04A	0 ~ 0.89A	0 ~ 0.52A
	<b>RATED POWER (max.)</b>	20W	22W	25W	25W	25W	25W	25W	25W	25W
	<b>RIPPLE &amp; NOISE (max.)</b> Note.3	50mVp-p	80mVp-p	80mVp-p	80mVp-p	100mVp-p	150mVp-p	180mVp-p	240mVp-p	240mVp-p
	<b>VOLTAGE TOLERANCE</b> Note.4	±5.0%	±5.0%	±5.0%	±3.0%	±3.0%	±3.0%	±2.0%	±2.0%	±2.0%
	<b>LINE REGULATION</b> Note.5	±1.0%	±1.0%	±1.0%	±1.0%	±1.0%	±1.0%	±1.0%	±1.0%	±1.0%
	<b>LOAD REGULATION</b> Note.6	±5.0%	±5.0%	±5.0%	±3.0%	±3.0%	±3.0%	±2.0%	±2.0%	±2.0%
<b>SETUP, RISE, HOLD UP TIME</b>	500ms, 20ms, 50ms/230VAC      500ms, 20ms, 15ms/115VAC at full load									
INPUT	<b>VOLTAGE RANGE</b>	90 ~ 264VAC    135 ~ 370VDC								
	<b>FREQUENCY RANGE</b>	47 ~ 63Hz								
	<b>EFFICIENCY (Typ.)</b>	74%	78%	79%	81%	82%	82%	83%	83%	84%
	<b>AC CURRENT</b>	0.7A / 100VAC								
	<b>INRUSH CURRENT (max.)</b>	45A / 230VAC								
	<b>LEAKAGE CURRENT(max.)</b>	0.25mA / 240VAC								
PROTECTION	<b>OVERLOAD</b>	110 ~ 150% rated output power Protection type : Hiccup mode, recovers automatically after fault condition is removed								
	<b>OVER VOLTAGE</b>	105 ~ 135% rated output voltage Protection type : Clamp by zener diode								
	<b>WORKING TEMP.</b>	0 ~ +50°C (Refer to output load derating curve)								
ENVIRONMENT	<b>WORKING HUMIDITY</b>	20% ~ 90% RH non-condensing								
	<b>STORAGE TEMP., HUMIDITY</b>	-20 ~ +85°C, 10 ~ 95% RH								
	<b>TEMP. COEFFICIENT</b>	±0.03% / °C (0 ~ 50°C)								
	<b>VIBRATION</b>	10 ~ 500Hz, 2G 10min./1cycle, period for 60min. each along X, Y, Z axes								
	<b>SAFETY STANDARDS</b>	TUV EN60950-1 approved								
SAFETY & EMC (Note. 7)	<b>WITHSTAND VOLTAGE</b>	I/P-O/P:4242VDC								
	<b>ISOLATION RESISTANCE</b>	I/P-O/P:100M Ohms / 500VDC / 25°C / 70% RH								
	<b>EMI CONDUCTION &amp; RADIATION</b>	Compliance to EN55022 class B								
	<b>HARMONIC CURRENT</b>	Compliance to EN61000-3-2,3								
	<b>EMS IMMUNITY</b>	Compliance to EN61000-4-2,3,4,5,6,8,11, light industry level, criteria A								
	<b>MTBF</b>	500Khrs min. MIL-HDBK-217F(25°C)								
OTHERS	<b>DIMENSION</b>	79*54*33mm (L*W*H)								
	<b>PACKING</b>	210g ; 60pcs / 13.5kg / CARTON								
	<b>PLUG</b>	Standard type P1J: 2.1φ * 5.5φ * 11mm, tuning fork type, center positive for stock ; Other type available by customer requested								
CONNECTOR	<b>CABLE</b>	Standard type UL1185 6ft (4FT only for 5V output) for stock ; Other type available by customer requested								
NOTE	1.All parameters are specified at 230VAC input, rated load, 25°C 70% RH ambient. 2.DC voltage: The output voltage set at point measure by plug terminal & 50% load. 3.Ripple & noise are measured at 20MHz by using a 12" twisted pair terminated with a 0.1uf & 47uf capacitor. 4.Tolerance: includes set up tolerance, line regulation, load regulation. 5.Line regulation is measured from low line to high line at rated load. 6.Load regulation is measured from 20% to 100% rated load 7.The power supply is considered a component which will be installed into a final equipment. The final equipment must be re-confirmed that it still meets EMC directives.									

■ Mechanical Specification

Unit:mm

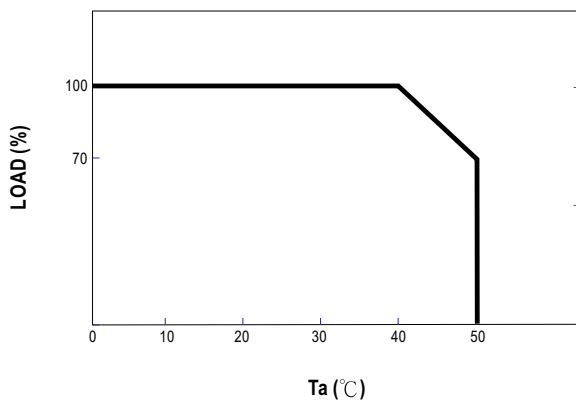


■ Plug Assignment

Standard plug: P1J (option)

P1J	
P/N	OUTPUT
CENTER	+

■ Derating Curve



■ Static Characteristics

