



**DC COMPONENTS CO., LTD.**

RECTIFIER SPECIALISTS

**B05S  
THRU  
B10S**

**TECHNICAL SPECIFICATIONS OF SINGLE-PHASE MINI SURFACE MOUNT BRIDGE RECTIFIER**

**VOLTAGE RANGE - 50 to 1000 Volts**

**CURRENT - 0.5 Ampere**

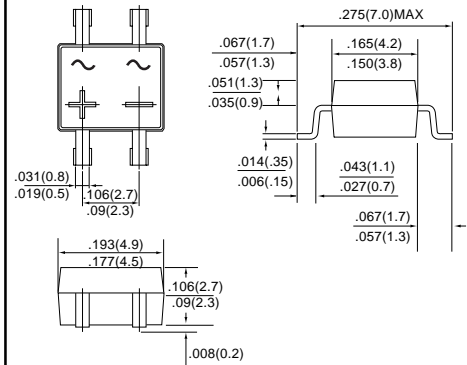
**FEATURES**

- \* Surge overload rating - 30 Amperes peak
- \* Ideal for printed circuit board
- \* Reliable low cost construction
- \* Glass passivated junction

**MECHANICAL DATA**

- \* Case: Molded plastic
- \* Epoxy: UL 94V-0 rate flame retardant
- \* Terminals: MIL-STD-202E, Method 208 guaranteed
- \* Polarity: Symbols molded or marked on body
- \* Mounting position: Any
- \* Weight: 0.22 gram

**DB-1MS**



**MAXIMUM RATINGS AND ELECTRICAL CHARACTERISTICS**

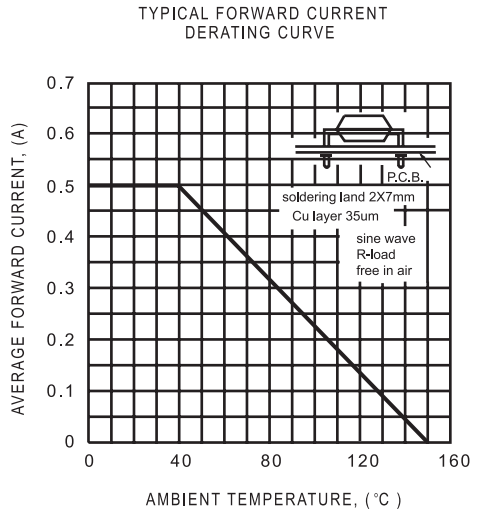
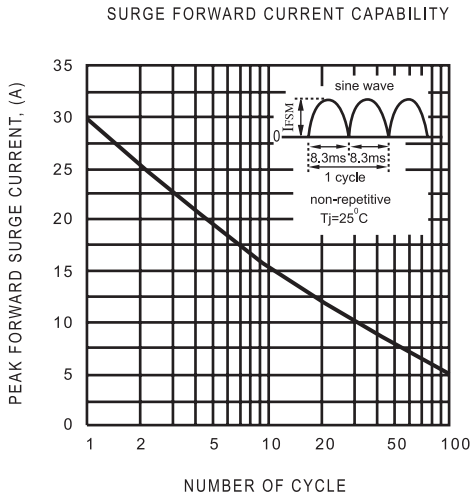
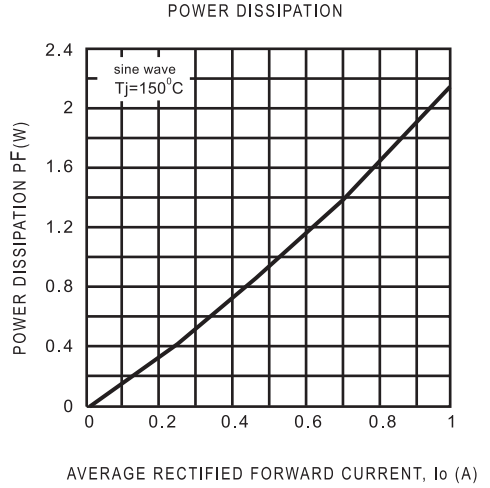
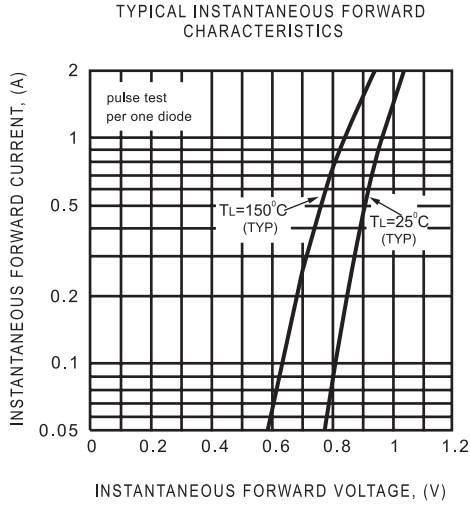
Ratings at 25 °C ambient temperature unless otherwise specified.  
Single phase, half wave, 60 Hz, resistive or inductive load.  
For capacitive load, derate current by 20%.

	SYMBOL	B05S	B1S	B2S	B4S	B6S	B8S	B10S	UNITS
Maximum Recurrent Peak Reverse Voltage	V <sub>RRM</sub>	50	100	200	400	600	800	1000	Volts
Maximum RMS Bridge Input Voltage	V <sub>RMS</sub>	35	70	140	280	420	560	700	Volts
Maximum DC Blocking Voltage	V <sub>DC</sub>	50	100	200	400	600	800	1000	Volts
Maximum Average Forward Output Current at T <sub>A</sub> = 40°C	I <sub>O</sub>	0.5							Amps
Peak Forward Surge Current 8.3 ms single half sine-wave superimposed on rated load (JEDEC Method)	I <sub>FSM</sub>	30							Amps
Maximum DC Forward Voltage Drop per Bridge Element at 0.5A DC	V <sub>F</sub>	1.1							Volts
Maximum Reverse Current at rated DC Blocking Voltage per element	@ T <sub>A</sub> = 25°C	5.0							uAmps
	@ T <sub>A</sub> = 125°C	500							
I <sup>2</sup> t Rating for Fusing (t<8.3ms)	I <sup>2</sup> t	10							A <sup>2</sup> Sec
Typical Junction Capacitance ( Note1)	C <sub>J</sub>	25							pF
Typical Thermal Resistance (Note 2)	R <sub>θJA</sub>	85							°C/W
Operating and Storage Temperature Range	T <sub>J</sub> , T <sub>STG</sub>	-55 to + 150							°C

NOTES : 1. Measured at 1 MHz and applied reverse voltage of 4.0 volts

2. Thermal Resistance from Junction to Ambient and from junction to lead mounted on P.C.B. with 0.5 x 0.5" (13x13mm) copper pads.

RATING AND CHARACTERISTIC CURVES ( B05S THRU B10S )



DC COMPONENTS CO., LTD.