


■ Features :

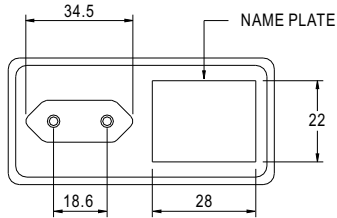
- Universal AC input / Full range
- 2 pole EURO plug
- Class II power (without earth pin)
- Full output 3~48V safety approval
- Protections: Short circuit / Over load / Over voltage
- No load power consumption <1.0W
- Pass LPS
- Fully enclosed plastic case
- TUV / CB / CE
- 1 year warranty

SPECIFICATION


ORDER NO.	GS15E-0P1J	GS15E-1P1J	GS15E-11P1J	GS15E-2P1J	GS15E-3P1J	GS15E-4P1J	GS15E-5P1J	GS15E-6P1J	GS15E-8P1J	
OUTPUT	SAFETY MODEL NO.	GPSU15E-0	GPSU15E-1	GPSU15E-1-1	GPSU15E-2	GPSU15E-3	GPSU15E-4	GPSU15E-5	GPSU15E-6	GPSU15E-8
	DC VOLTAGE Note.2	3.3V	5V	7.5V	9V	12V	15V	18V	24V	48V
	RATED CURRENT	2.18A	2.40A	1.60A	1.66A	1.25A	1.00A	0.83A	0.62A	0.31A
	CURRENT RANGE	0 ~ 2.18A	0 ~ 2.40A	0 ~ 1.60A	0 ~ 1.66A	0 ~ 1.25A	0 ~ 1.00A	0 ~ 0.83A	0 ~ 0.62A	0 ~ 0.31A
	RATED POWER	7.2W	12W	12W	15W	15W	15W	15W	15W	15W
	RIPPLE & NOISE (max.) Note.3	50mVp-p	50mVp-p	80mVp-p	80mVp-p	80mVp-p	100mVp-p	120mVp-p	150mVp-p	240mVp-p
	VOLTAGE ADJ. RANGE	3 ~ 5V	5 ~ 6V	6 ~ 8V	8 ~ 11V	11 ~ 13V	13 ~ 16V	16 ~ 21V	21 ~ 27V	33 ~ 48V
	VOLTAGE TOLERANCE Note.4	±5.0%	±5.0%	±5.0%	±5.0%	±3.0%	±3.0%	±3.0%	±2.0%	±2.0%
	LINE REGULATION Note.5	±1.0%	±0.5%	±0.5%	±0.5%	±0.5%	±0.5%	±0.5%	±0.5%	±0.5%
	LOAD REGULATION Note.6	±5.0%	±5.0%	±5.0%	±5.0%	±3.0%	±3.0%	±3.0%	±2.0%	±2.0%
SETUP, RISE, HOLD TIME	3000ms, 50ms, 16ms at full load									
INPUT	VOLTAGE RANGE	90 ~ 264VAC 135 ~ 370VDC								
	FREQUENCY RANGE	47 ~ 63Hz								
	EFFICIENCY (Typ.) Note.7	55%	65%	72%	74%	76%	77%	78%	80%	81%
	AC CURRENT	0.5A / 100VAC								
	INRUSH CURRENT (max.)	40A / 230VAC								
LEAKAGE CURRENT(max.)	0.25mA / 240VAC									
PROTECTION	OVER LOAD	115 ~ 250% rated output power Protection type : Hiccup mode, recovers automatically after fault condition is removed								
	OVER VOLTAGE	>120% rated output voltage Protection type : Clamp by zener diode								
ENVIRONMENT	WORKING TEMP.	0 ~ +50°C (Refer to output load derating curve)								
	WORKING HUMIDITY	20% ~ 90% RH non-condensing								
	STORAGE TEMP., HUMIDITY	-20 ~ +85°C, 10 ~ 95% RH								
	TEMP. COEFFICIENT	±0.03% / °C (0 ~ 50°C)								
	VIBRATION	10 ~ 500Hz, 2G 10min./1cycle, period for 60min. each along X, Y, Z axes								
SAFETY & EMC (Note. 8)	SAFETY STANDARDS	UL60950-1, CSA22.2, EN60950-1 Approved								
	WITHSTAND VOLTAGE	I/P-O/P:3KVAC								
	ISOLATION RESISTANCE	I/P-O/P:100M Ohms / 500VDC								
	EMI CONDUCTION & RADIATION	Compliance to EN55022 class B								
	HARMONIC CURRENT	Compliance to EN61000-3-2,3								
OTHERS	EMM IMMUNITY	Compliance to EN61000-4-2,3,4,5,6,11, Light industry level, criteria A								
	MTBF	500Khrs min. MIL-HDBK-217F(25°C)								
CONNECTOR	DIMENSION	34*71*50mm (L*W*H)								
	PACKING	180g ; 60pcs / 12Kg / CARTON								
NOTE	PLUG	Standard type P1J: 2.1φ * 5.5φ * 11mm, tuning fork type center positive for stock ; Other type available by customer requested								
	CABLE	Standard type 18Awg UL1185 6ft and 5ft for 3.3V output only for stock ; Other type available by customer requested								
1.All parameters are specified at 230VAC input, rated load, 25°C 70% RH. Ambient. 2.DC voltage: The output voltage set at point measure by plug terminal & 50% load. 3.Ripple & noise are measured at 20MHz by using a 12" twisted pair terminated with a 0.1uf & 47uf capacitor. 4.Tolerance: includes set up tolerance, line regulation, load regulation. 5.Line regulation is measured from low line to high line at rated load. 6.Load regulation is measured from 0% to 100% rated load 7.Efficiency is measured at 230VAC. 8.The power supply is considered a component which will be installed into a final equipment. The final equipment must be re-confirmed that it still meets EMC directives.										

Mechanical Specification

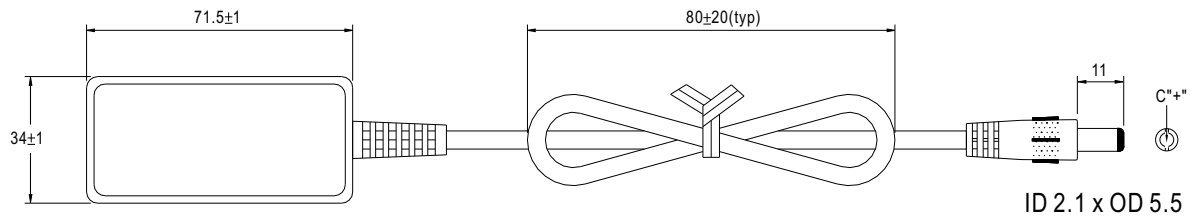
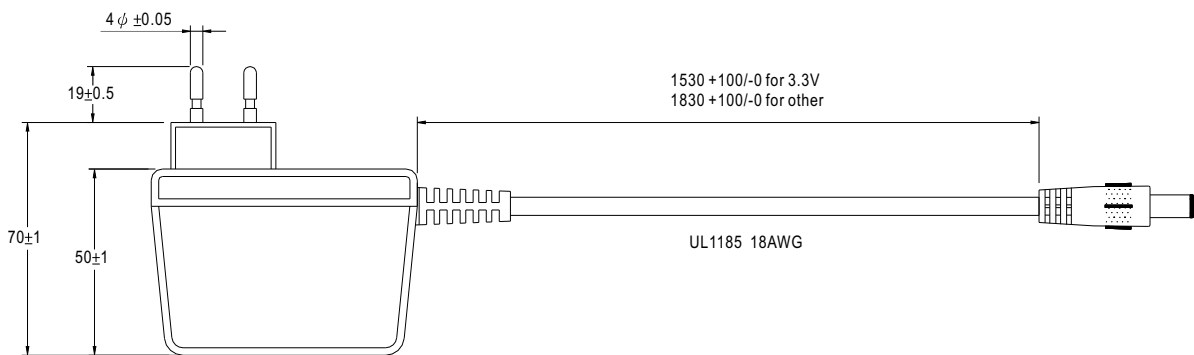
Unit:mm



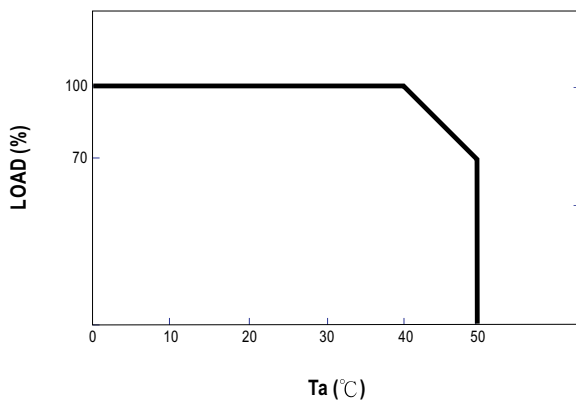
Plug Assignment

Standard plug: P1J (option)

P1J	
P/N	OUTPUT
CENTER	+



Derating Curve



Static Characteristics

