

1W isolated DC-DC converter
Fixed input voltage, unregulated single output



Continuous Short
Circuit Protection



Patent Protection RoHS

FEATURES

- Continuous short-circuit protection
- No-load input current as low as 5mA
- Operating ambient temperature range: -40°C to +105°C
- High efficiency up to 85%
- Compact SMD package
- I/O isolation test voltage 3k VDC
- Industry standard pin-out
- IEC62368, UL62368, EN62368 approved

F05_XT-1WR3 series are designed for use in distributed power supply systems and especially suitable in applications such as pure digital circuits, low frequency analog circuits, relay-driven circuits and data switching circuits.

Selection Guide

Certification	Part No.	Input Voltage (VDC)	Output		Full Load Efficiency (%) Min./Typ.	Capacitive Load (µF)Max.
		Nominal (Range)	Voltage (VDC)	Current(mA) Max./Min.		
UL/CE/CB	F0503XT-1WR3	5 (4.5-5.5)	3.3	303/30	70/74	2400
	F0505XT-1WR3		5	200/20	78/82	2400
	F0509XT-1WR3		9	111/12	79/83	1000
	F0512XT-1WR3		12	84/9	79/83	560
	F0515XT-1WR3		15	67/7	79/83	560
	F0524XT-1WR3		24	42/4	81/85	220

Input Specifications

Item	Operating Conditions	Min.	Typ.	Max.	Unit	
Input Current (full load / no-load)	5VDC input	3.3VDC/5VDC output	--	270/5	286/10	mA
		9VDC/12VDC output	--	241/12	254/20	
		15VDC/24VDC output	--	241/18	254/30	
Reflected Ripple Current*		--	15	--	mA	
Surge Voltage (1sec. max.)	5VDC input	-0.7	--	9	VDC	
Input Filter		Capacitance filter				
Hot Plug		Unavailable				

Note: * Please refer to DC-DC Converter Application Note for detailed description of reflected ripple current testing method.

Output Specifications

Item	Operating Conditions	Min.	Typ.	Max.	Unit	
Voltage Accuracy		See output regulation curve (Fig. 1)				
Linear Regulation	Input voltage change: ±1%	3.3VDC output	--	--	1.5	%/%
		Other outputs	--	--	1.2	
Load Regulation	10%-100% load	3.3VDC output	--	15	20	%
		5VDC output	--	10	15	
		9VDC output	--	8	10	
		12VDC output	--	7	10	
		15VDC output	--	6	10	
		24VDC output	--	5	10	
Ripple & Noise*	20MHz bandwidth	Other outputs	--	30	75	mVp-p
		24VDC output	--	50	100	

Temperature Coefficient	Full load	--	±0.02	--	%/°C
Short-circuit Protection		Continuous, self-recovery			
Note: * The "parallel cable" method is used for Ripple and Noise test, please refer to DC-DC Converter Application Notes for specific information.					

General Specifications

Item	Operating Conditions	Min.	Typ.	Max.	Unit
Isolation	Input-output Electric strength test for 1 minute with a leakage current of 1mA max.	3000	--	--	VDC
Insulation Resistance	Input-output resistance at 500VDC	1000	--	--	MΩ
Isolation Capacitance	Input-output capacitance at 100kHz/0.1V	--	20	--	pF
Operating Temperature	For derating with temperature ≥100°C see Fig. 2	-40	--	105	°C
Storage Temperature		-55	--	125	
Case Temperature Rise	Ta=25°C	3.3VDC output		--	
		Other outputs		--	15
Storage Humidity	Non-condensing	--	--	95	%RH
Reflow Soldering Temperature*		Peak temp. ≤245°C, maximum duration time ≤60s over 217°C			
Switching Frequency	Full load, nominal input voltage	--	270	--	KHz
MTBF	MIL-HDBK-217F@25°C	3500	--	--	K hours
Moisture Sensitivity Level (MSL)	IPC/JEDEC J-STD-020D.1	Level 1			
Note: * See also IPC/JEDEC J-STD-020D.1.					

Mechanical Specifications

Case Material	Black plastic; flame-retardant and heat-resistant (UL94 V-0)
Dimensions	13.20 x 11.40 x 7.25 mm
Weight	1.4g(Typ.)
Cooling Method	Free air convection

Electromagnetic Compatibility (EMC)

Emissions	CE	CISPR32/EN55032 CLASS B (see Fig. 4 for recommended circuit)
	RE	CISPR32/EN55032 CLASS B (see Fig. 4 for recommended circuit)
Immunity	ESD	IEC/EN61000-4-2 Air ±8kV, Contact ±4kV perf. Criteria B

Typical Characteristic Curves

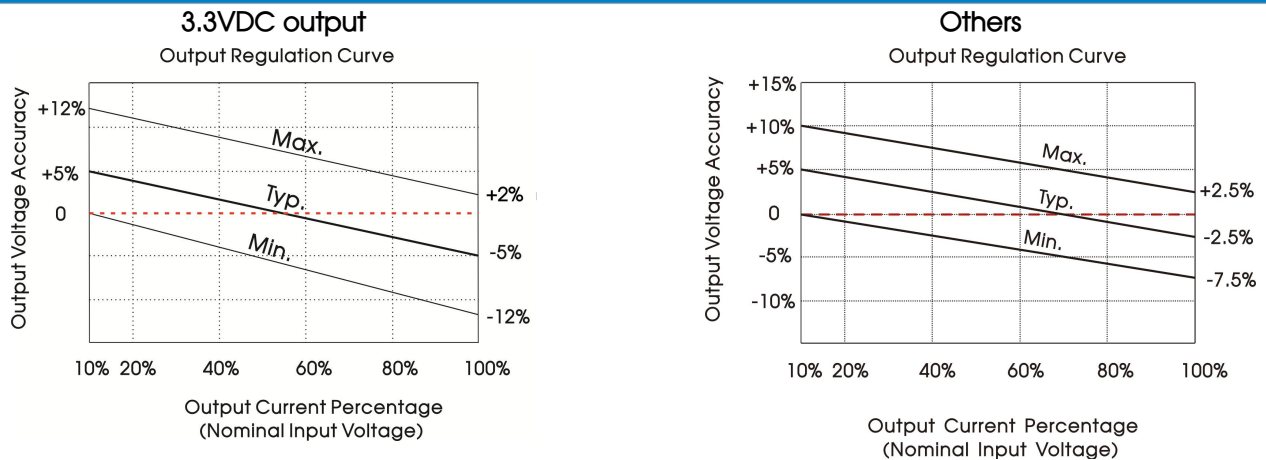


Fig. 1

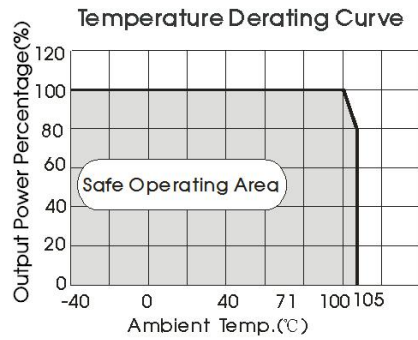
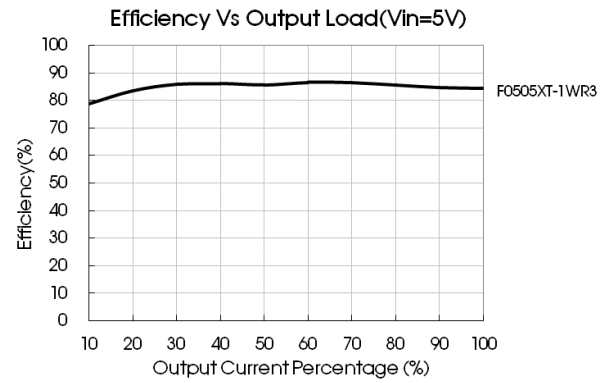
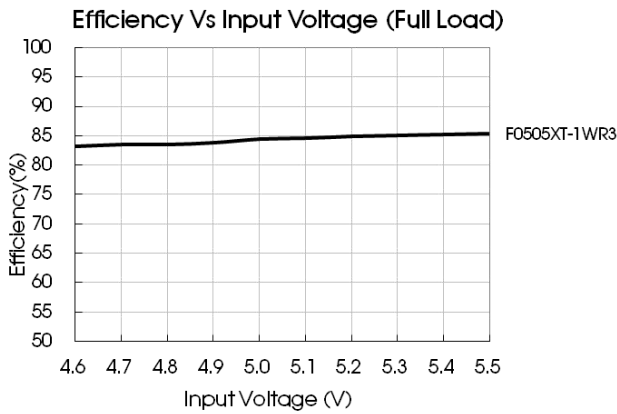


Fig. 2



Design Reference

1. Typical application

Input and/or output ripple can be further reduced, by connecting a filter capacitor from the input and/or output terminals to ground as shown in Fig.3.

Choosing suitable filter capacitor values is very important for a smooth operation of the modules, particularly to avoid start-up problems caused by capacitor values that are too high. For recommended input and output capacitor values refer to Table 1.

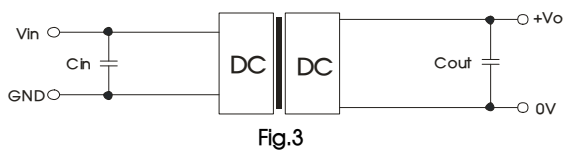


Table 1: Recommended input and output capacitor values

Vin(VDC)	Cin(μF)	Vo (VDC)	Cout(μF)
5	4.7	3.3/5	10
		9	4.7
		12	2.2
		15	1
		24	0.47

2. EMC (CLASS B) compliance circuit

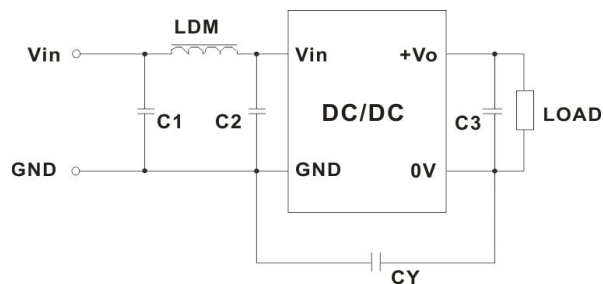


Table 2: Recommended EMC filter values

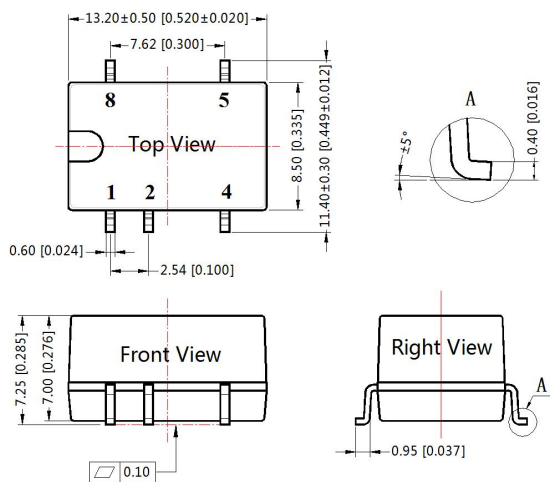
		Output voltage(VDC)	3.3/5/9	12/15/24
Input voltage 5VDC	Emissions	C1/C2	4.7μF /25V	4.7μF /25V
		CY	--	1nF/4KVDC VISHAY HGZ102MBP TDK CD45-E2GA102M-GKA
		C3	Refer to the Cout in table 1	
		LDM	6.8μH	6.8μH

Note: In the case of actual use, the requirements for Emissions are high, it is subject to CY.

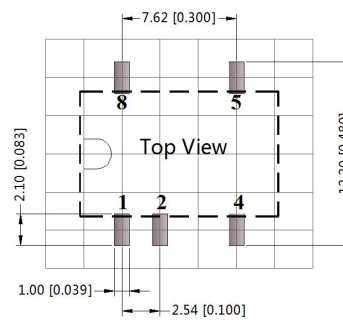
3. For additional information, please refer to DC-DC converter application notes on www.mornsun-power.com

Dimensions and Recommended Layout

THIRD ANGLE PROJECTION



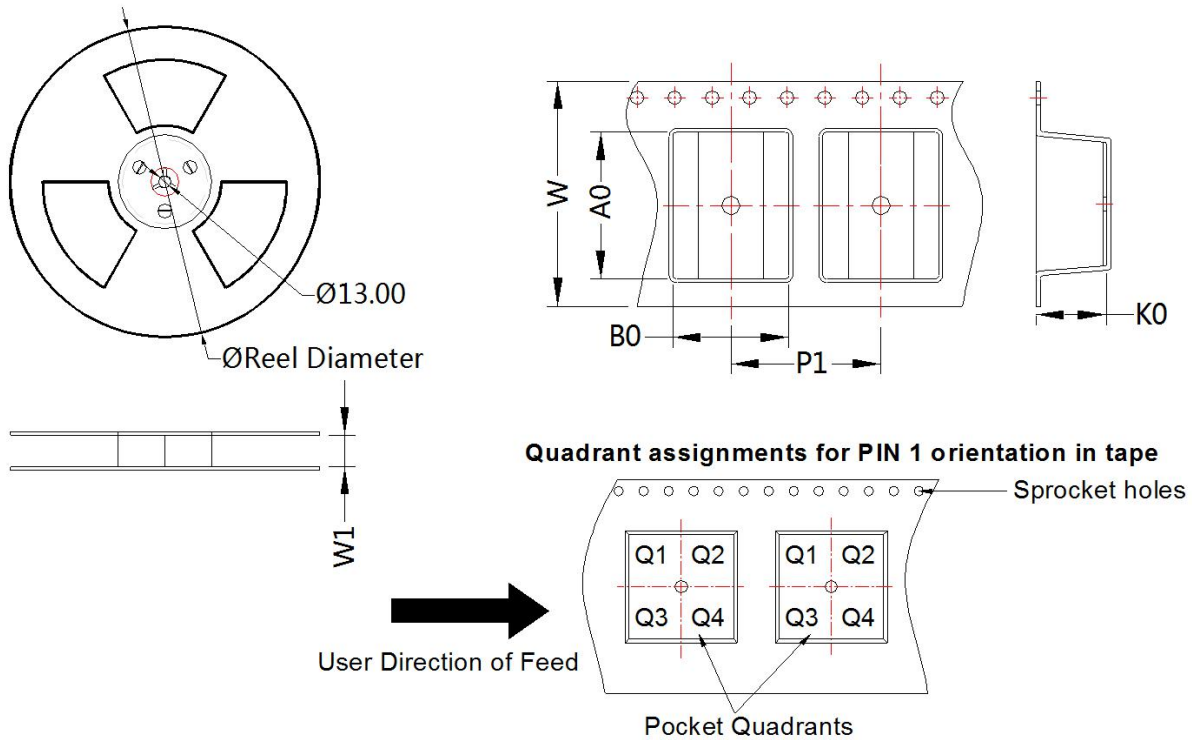
Note:
Unit: mm[inch]
Pin section tolerances: ±0.10[±0.004]
General tolerances: ±0.25[±0.010]



Note: Grid 2.54*2.54mm

Pin-Out	
Pin	Function
1	GND
2	Vin
4	0V
5	+Vo
8	NC

NC: Pin to be isolated from circuitry



Device	Package Type	Pin	SPQ	Reel Diameter (mm)	Reel Width W1 (mm)	A0 (mm)	B0 (mm)	K0 (mm)	P1 (mm)	W (mm)	Pin1 Quadrant
F05_XT-1WR3	SMD	5	500	330.0	24.5	13.4	11.7	7.5	16.0	24.0	Q1

Notes:

1. For additional information on Product Packaging please refer to www.mornsun-power.com. Tube Packaging bag number: 58210024, Roll Packaging bag number: 58200054;
2. If the product is not operated within the required load range, the product performance cannot be guaranteed to comply with all parameters in the datasheet;
3. The maximum capacitive load offered were tested at input voltage range and full load;
4. Unless otherwise specified, parameters in this datasheet were measured under the conditions of Ta=25°C, humidity<75%RH with nominal input voltage and rated output load;
5. All index testing methods in this datasheet are based on our company corporate standards;
6. We can provide product customization service, please contact our technicians directly for specific information;
7. Products are related to laws and regulations: see "Features" and "EMC";
8. Our products shall be classified according to ISO14001 and related environmental laws and regulations, and shall be handled by qualified units.

MORNSUN Guangzhou Science & Technology Co., Ltd.

Address: No. 5, Kehui St. 1, Kehui Development Center, Science Ave., Guangzhou Science City, Luogang District, Guangzhou, P. R. China
Tel: 86-20-38601850 Fax: 86-20-38601272 E-mail: info@mornsun.cn www.mornsun-power.com