



## Jiangsu Weida Semiconductor Co., Ltd.


### BTA16/BTB16 Series 16A Triacs

#### DESCRIPTION:

With high ability to withstand the shock loading of Large current, BTA16/BTB16 series triacs provide high dv/dt rate with strong resistance to electromagnetic interface. With high commutation performances, 3 quadrants products especially recommended for use on inductive load. From all three terminals to external heatsink, BTA16 provides a rated insulation voltage of 2500 V<sub>RMS</sub> complying with UL standards (File ref: E516503).

#### MAIN FEATURES:

symbol	value	unit
$I_{T(RMS)}$	16	A
$V_{DRM}/V_{RRM}$	600/800/1200	V
$V_{TM}$	≤1.5	V



#### ABSOLUTE MAXIMUM RATINGS:

Parameter	Symbol	Value	Unit
Storage junction temperature range	$T_{stg}$	-40~150	°C
Operating junction temperature range	$T_j$	-40~125	°C
Repetitive peak off-state voltage ( $T_j=25^{\circ}C$ )	$V_{DRM}$	600/800/1200	V
Repetitive peak reverse voltage ( $T_j=25^{\circ}C$ )	$V_{RRM}$	600/800/1200	V
RMS on-state current	$I_{T(RMS)}$	16	A
Non repetitive surge peak on-state current (full cycle, F=50Hz)	$I_{TSM}$	160	A
$I^2t$ value for fusing ( $t_p=10ms$ )	$I^2t$	128	A <sup>2</sup> s
Critical rate of rise of on-state current( $I_G=2 \times I_{GT}$ )	$di/dt$	50	A/ $\mu$ s
Peak gate current	$I_{GM}$	4	A
Average gate power dissipation	$P_{G(AV)}$	1	W
Peak gate power	$P_{GM}$	5	W



# Jiangsu Weida Semiconductor Co., Ltd.

## BTA16/BTB16 Series 16A Triacs

**ELECTRICAL CHARACTERISTICS** ( $T_j=25^\circ\text{C}$  unless otherwise specified)

### 3 Quadrants:

Parameter	Test Condition	Quadrant		Value				Unit
				TW	SW	CW	BW	
$I_{GT}$	$V_D=12\text{V}$ , $R_L=33\Omega$	I - II - III	MAX	5	10	35	50	mA
$V_{GT}$				1.3				V
$V_{GD}$	$V_D=V_{DRM}$	I - II - III	MIN	0.2				V
$I_H$	$I_T=100\text{mA}$		MAX	15	25	40	60	mA
$I_L$	$I_G=1.2I_{GT}$	I - III	MAX	20	30	50	70	mA
		II		25	40	60	90	
dV/dt	$V_D=2/3V_{DRM}$ $T_j=125^\circ\text{C}$ Gate open		MIN	100	200	500	1000	V/ $\mu\text{s}$

### 4 Quadrants:

Parameter	Test Condition	Quadrant		Value		Unit
				C	B	
$I_{GT}$	$V_D=12\text{V}$ , $R_L=33\Omega$	I - II - III	MAX	25	50	mA
		IV		50	70	mA
$V_{GT}$		ALL		1.5		V
$V_{GD}$	$V_D=V_{DRM}$	ALL	MIN	0.2		V
$I_H$	$I_T=100\text{mA}$		MAX	40	60	mA
$I_L$	$I_G=1.2I_{GT}$	I - III - IV	MAX	50	70	mA
		II		70	90	
dV/dt	$V_D=2/3V_{DRM}$ $T_j=125^\circ\text{C}$ Gate open		MIN	200	500	V/ $\mu\text{s}$



# Jiangsu Weida Semiconductor Co., Ltd.

## BTA16/BTB16 Series 16A Triacs

### STATIC CHARACTERISTICS

Symbol	Test Condition			Value	Unit
$V_{TM}$	$I_{TM}=22.5A$ $t_p=380\mu s$	$T_j=25^\circ C$	MAX	1.5	V
$I_{DRM}$ $I_{RRM}$	$V_{DRM}=V_{RRM}$	$T_j=25^\circ C$	MAX	5	$\mu A$
		$T_j=125^\circ C$		1	mA

### THERMAL RESISTANCES

Symbol	Test Condition		Value	Unit
$R_{th(j-c)}$	junction to case(AC)	TO-220A(Ins)	2.1	$^\circ C/W$
		TO-220B(Non-Ins)	1.3	
		TO-220F(Ins)	2.3	
		TO-263	2.4	

### ORDERING INFORMATION

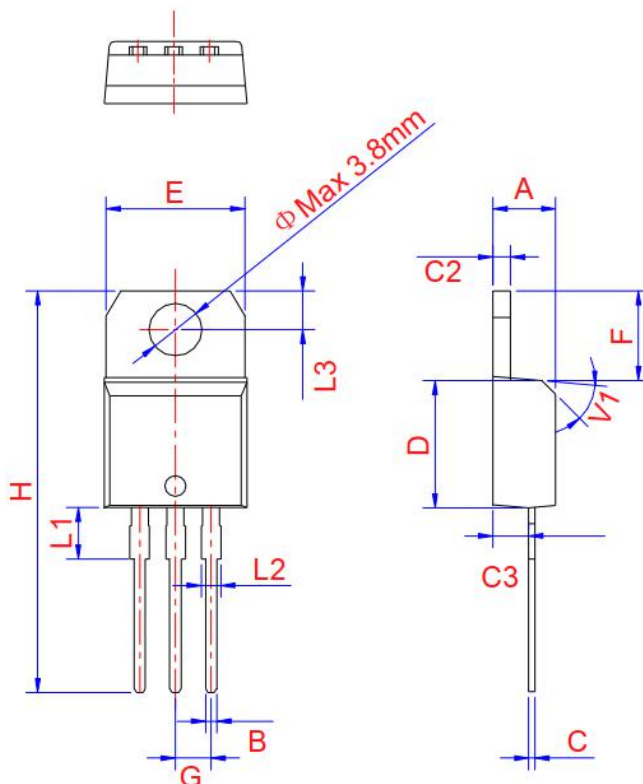
<p><b>B T A</b></p> <p>Triacs</p> <p>A: Insulated</p> <p>B: Non-Insulated</p>	<p><b>16 - 600</b></p> <p><math>I_{T(RMS)}: 16A</math></p>	<p><b>C W</b></p> <p><math>V_{DRM}, V_{RRM}</math>:</p> <p>600: 600V</p> <p>800: 800V</p> <p>1200: 1200V</p>	<p>B: <math>I_{GT1-3} \leq 50mA, I_{GT4} \leq 100mA</math></p> <p>C: <math>I_{GT1-3} \leq 25mA, I_{GT4} \leq 50mA</math></p> <p>TW: <math>I_{GT1-3} \leq 5mA</math></p> <p>SW: <math>I_{GT1-3} \leq 10mA</math></p> <p>CW: <math>I_{GT1-3} \leq 35mA</math></p> <p>BW: <math>I_{GT1-3} \leq 50mA</math></p>
---	--	--	---



# Jiangsu Weida Semiconductor Co., Ltd.

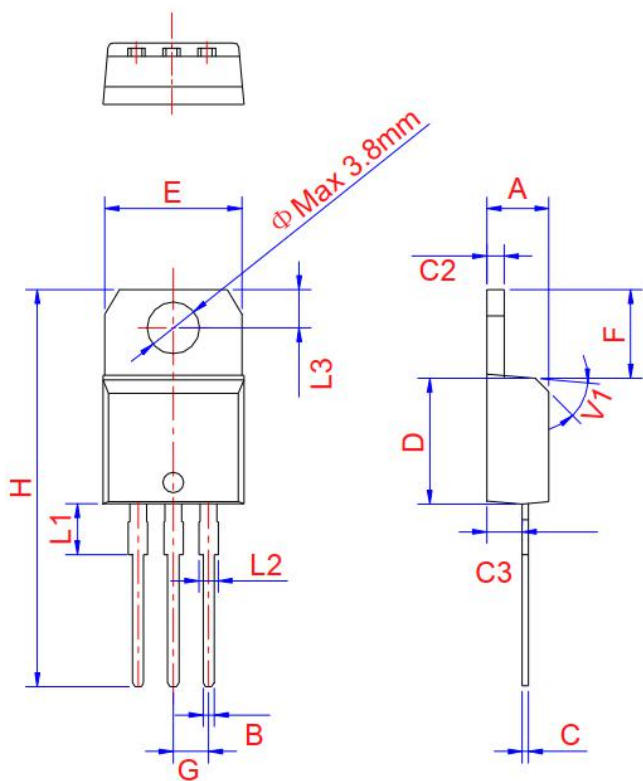
## BTA16/BTB16 Series 16A Triacs

### PACKAGE MECHANICAL DATA



TO-220A Ins

Ref.	Dimensions					
	Millimeters			Inches		
	Min.	Typ.	Max.	Min.	Typ.	Max.
A	4.4	4.47	4.6	0.173	0.176	0.181
B	0.61		0.88	0.024		0.035
C	0.46	0.50	0.7	0.018	0.02	0.028
C2	1.21	1.27	1.32	0.048	0.050	0.052
C3	2.4		2.72	0.094		0.107
D	8.6		9.7	0.339		0.382
E	9.8		10.4	0.386		0.409
F	6.55		6.95	0.258		0.274
G		2.54			0.1	
H	28		29.8	1.102		1.173
L1		3.75			0.148	
L2	1.14		1.7	0.045		0.067
L3	2.65		2.95	0.104		0.116
V1		45°			45°	



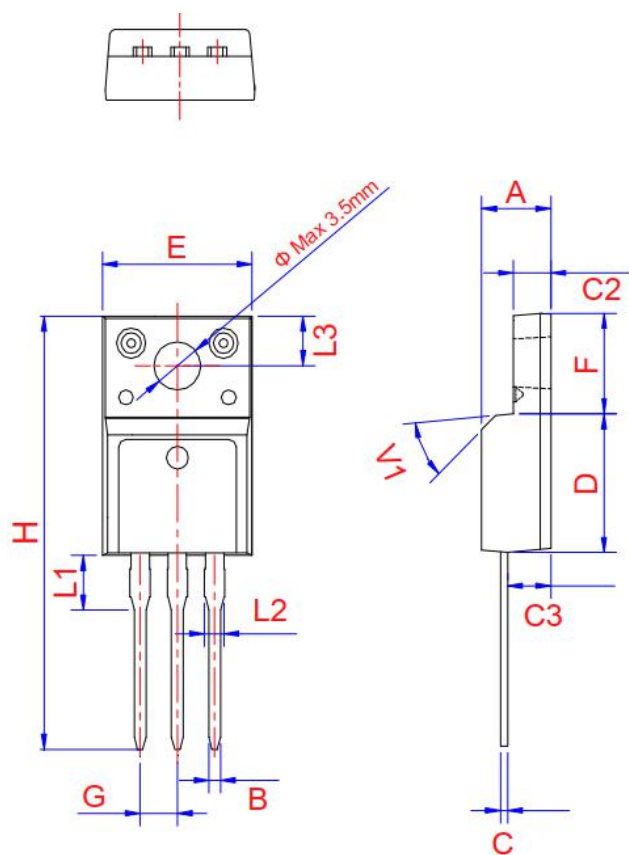
TO-220B Non-Ins

Ref.	Dimensions					
	Millimeters			Inches		
	Min.	Typ.	Max.	Min.	Typ.	Max.
A	4.4	4.47	4.6	0.173	0.176	0.181
B	0.61		0.88	0.024		0.035
C	0.46	0.50	0.7	0.018	0.02	0.028
C2	1.21	1.27	1.32	0.048	0.050	0.052
C3	2.4		2.72	0.094		0.107
D	8.6		9.7	0.339		0.382
E	9.8		10.4	0.386		0.409
F	6.55		6.95	0.258		0.274
G		2.54			0.1	
H	28		29.8	1.102		1.173
L1		3.75			0.148	
L2	1.14		1.7	0.045		0.067
L3	2.65		2.95	0.104		0.116
V1		45°			45°	



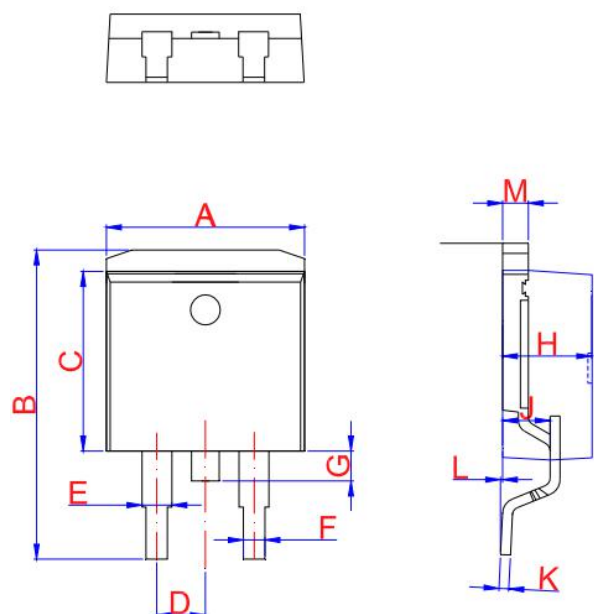
# Jiangsu Weida Semiconductor Co., Ltd.

## BTA16/BTB16 Series 16A Triacs



TO-220F Ins

Ref.	Dimensions					
	Millimeters			Inches		
	Min.	Typ.	Max.	Min.	Typ.	Max.
A	4.5		4.9	0.177		0.193
B	0.74	0.8	0.83	0.029	0.031	0.033
C	0.47		0.65	0.019		0.026
C2	2.45		2.75	0.096		0.108
C3	2.6		3	0.102		0.118
D	8.8		9.3	0.346		0.366
E	9.8		10.4	0.386		0.41
F	6.4		6.8	0.252		0.268
G		2.54			0.1	
H	28		29.8	1.102		1.173
L1		3.63			0.148	
L2	1.14		1.7	0.045		0.067
L3	2.65	3.3	0		0.13	0.116
V1		45°			45°	



TO-263

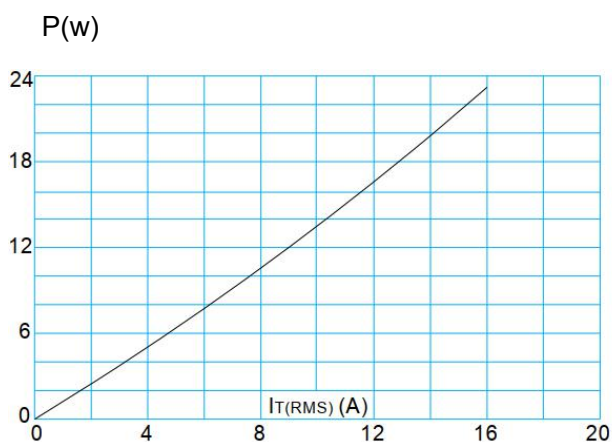
Ref.	Dimensions					
	Millimeters			Inches		
	Min.	Typ.	Max.	Min.	Typ.	Max.
A	9.9		10.3	0.390		0.406
B	14.7		15.8	0.579		0.622
C	8.5		8.9	0.370		0.378
D		2.54			0.100	
E	1.20		1.40	0.047		0.055
F	0.75		0.85	0.029		0.033
G			1.75			0.069
H	4.40	4.60	4.80	0.173	0.181	0.189
J	2.40	2.60	2.80	0.094	0.102	0.110
L	0	0.1	0.25	0	0.004	0.010
M	1.17	1.27	1.37	0.046	0.05	0.054



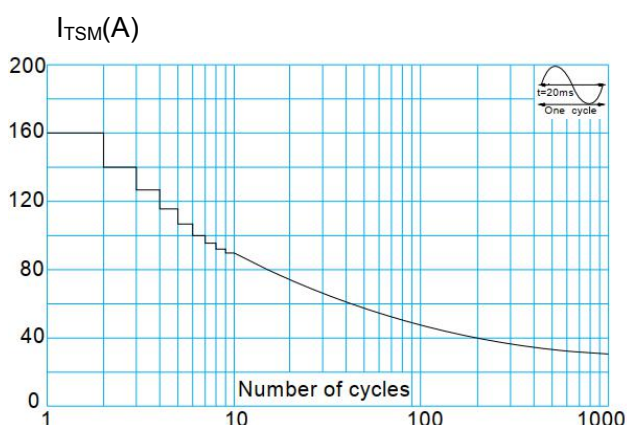
# Jiangsu Weida Semiconductor Co., Ltd.

## BTA16/BTB16 Series 16A Triacs

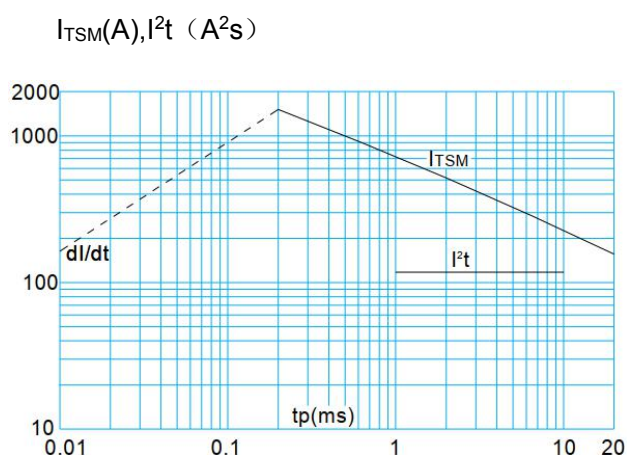
**FIG.1:** Maximum power dissipation versus RMS on-state current



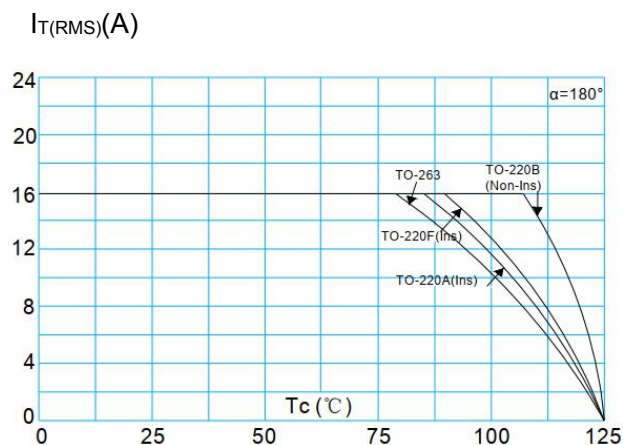
**FIG.3:** Surge peak on-state current versus number of cycles



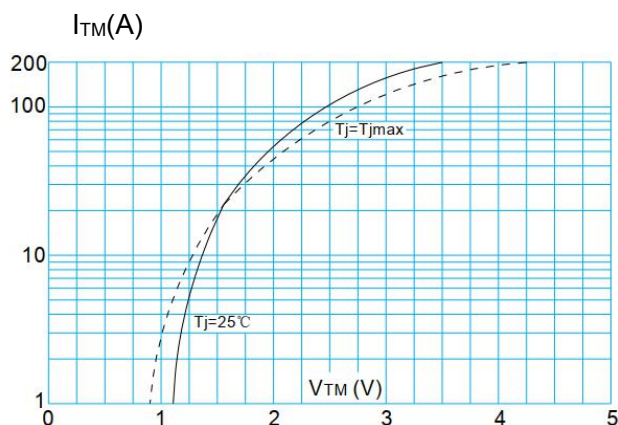
**FIG.5:** Non-repetitive surge peak on-state current for a sinusoidal pulse with width  $t_p < 20ms$ , and corresponding value of  $I^2t$  ( I - II -III:  $dI/dt < 50A/\mu s$ ; IV:  $dI/dt < 10A/\mu s$ )



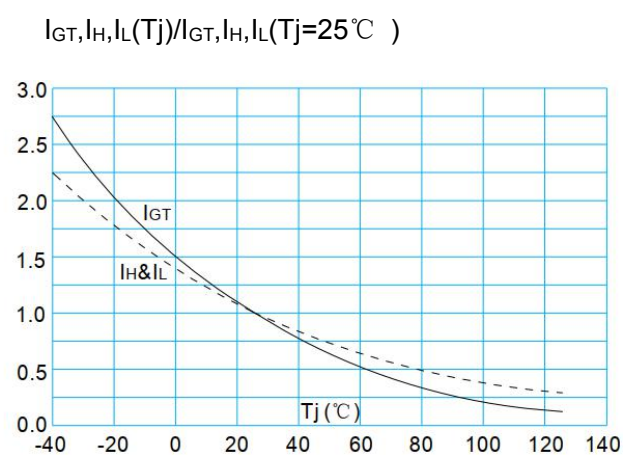
**FIG.2:** RMS on-state current versus case temperature



**FIG.4:** On-state characteristics (maximum values)



**FIG.6:** Relative variations of gate trigger current, holding current and latching current versus junction temperature





**Jiangsu Weida Semiconductor Co., Ltd.**  
**BTA16/BTB16 Series 16A Triacs**

---

Information furnished in this document is believed to be accurate and reliable. However, Jiangsu Weida Semiconductor Co., Ltd assumes no responsibility for the consequences of use without consideration for such information nor use beyond it.

Information mentioned in this document is subject to change without notice, apart from that when an agreement is signed, Jiangsu Weida Semiconductor Co., Ltd complies with the agreement.

Products and information provided in this document have no infringement of patents. Jiangsu Weida Semiconductor Co., Ltd assumes no responsibility for any infringement of other rights of third parties which may result from the use of such products and information.