

ITEM: YF-S201



Product Features:

1. The appearance of this product is light and flexible, small size, easy to install.
2. Impeller with stainless steel beads inside, always wear.
3. Seal using the upper and lower force of the structure will never leak.
4. Hall elements imported from Germany, and encapsulated with potting, To prevent water, never aging.
5. All raw materials are in line with ROHS testing standards

1、Product Description:

Water flow sensor is mainly composed of plastic body, water rotor components and Hall sensors.

It is installed in the water heater inlet, used to detect water flow, when the water flow through the rotor assembly,

The magnetic rotor rotates and the rotational speed changes with the flow rate change, the Hall sensor outputs the corresponding pulse

Signal, feedback to the controller, the controller to determine the size of water flow, regulation.

A. Introduction:

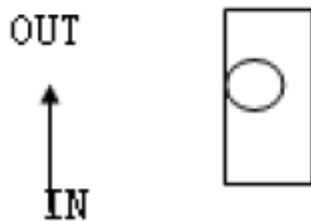
Water flow sensor consists of a plastic body, the flow of the rotor assembly and a Hall sensor.

It is installed in the water heater inlet end for detecting the flow of water when the water flow through the rotor assembly,

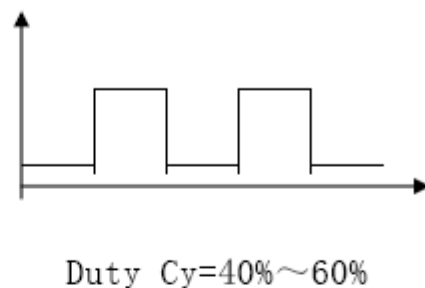
A magnetic rotor and the flow speed is adapted to change, the Hall sensor output corresponding pulse

Signal feedback to the controller, the controller is determined by the size of the water traffic regulation.

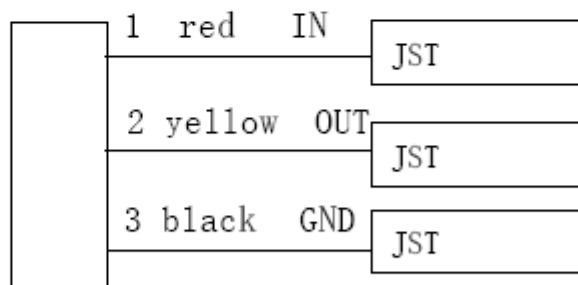
B. A schematic view of the mounting direction



C. Output waveforms:



D. Wiring:



E. Technical Parameters:

Scope: Suitable for automatic gas water heater

Technical Parameters

- 1, the minimum rated operating voltage DC 5V-24V
- 2, the maximum operating current of 15 mA (DC 5V)
- 3, the working voltage range DC 5 ~ 18V
- 4, the load capacity of ≤ 10 mA (DC 5V)
- 5, the use of temperature range ≤ 80 °C
- 6, the use of humidity range of 35% to 90% RH (no frost state)
- 7, to allow pressure water pressure below 1.75Mpa
- 8, save the temperature $-25 \sim +80$ °C
- 9, save humidity 25% ~ 95% RH

Flow - Refer to the table of pulse characteristics

Flow	Pulse	Error	Min	Max	Flow	Pulse	Error	Min	Max
2	15	± 1.020	15.3	14.7	6.1	45.8	± 3.2	47.1	44.4
2.1	15.75	± 1.021	16.1	15.4	6.2	46.5	± 3.3	47.9	45.1
2.2	16.5	± 1.022	16.8	16.2	6.3	47.3	± 3.4	48.7	45.8
2.3	17.25	± 1.023	17.6	16.9	6.4	48.0	± 3.5	49.4	46.6
2.4	18	± 1.024	18.4	17.6	6.5	48.8	± 3.6	50.2	47.3
2.5	18.75	± 1.025	19.1	18.4	6.6	49.5	± 3.7	51.0	48.0
2.6	19.5	± 1.026	19.9	19.1	6.7	50.3	± 3.8	51.8	48.7
2.7	20.25	± 1.027	20.7	19.8	6.8	51.0	± 3.9	52.5	49.5
2.8	21	± 1.028	21.4	20.6	6.9	51.8	± 3.10	53.3	50.2
2.9	21.75	± 1.029	22.2	21.3	7	52.5	± 3.11	54.1	50.9
3	22.5	± 1.030	23.0	22.1	7.1	53.3	± 3.12	54.8	51.7
3.1	23.25	± 1.031	23.7	22.8	7.2	54.0	± 3.13	55.6	52.4
3.2	24	± 1.032	24.5	23.5	7.3	54.8	± 3.14	56.4	53.1
3.3	24.75	± 1.033	25.2	24.3	7.4	55.5	± 3.15	57.2	53.8
3.4	25.5	± 1.034	26.0	25.0	7.5	56.3	± 3.16	57.9	54.6
3.5	26.25	± 1.035	26.8	25.7	7.6	57.0	± 3.17	58.7	55.3
3.6	27	± 1.036	27.5	26.5	7.7	57.8	± 3.18	59.5	56.0
3.7	27.75	± 1.037	28.3	27.2	7.8	58.5	± 3.19	60.3	56.7
3.8	28.5	± 1.038	29.1	27.9	7.9	59.3	± 3.20	61.0	57.5
3.9	29.25	± 1.039	29.8	28.7	8	60.0	± 3.21	61.8	58.2
4	30	± 1.040	30.6	29.4	8.1	60.8	± 3.22	62.6	58.9
4.1	30.75	± 1.041	31.4	30.1	8.2	61.5	± 3.23	63.3	59.7
4.2	31.5	± 1.042	32.1	30.9	8.3	62.3	± 3.24	64.1	60.4
4.3	32.25	± 1.043	32.9	31.6	8.4	63.0	± 3.25	64.9	61.1
4.4	33	± 1.044	33.7	32.3	8.5	63.8	± 3.26	65.7	61.8
4.5	33.75	± 1.045	34.4	33.1	8.6	64.5	± 3.27	66.4	62.6

4.6	34.5	±1.046	35.2	33.8	8.7	65.3	±3.28	67.2	63.3
4.7	35.25	±1.047	36.0	34.5	8.8	66.0	±3.29	68.0	64.0
4.8	36	±1.048	36.7	35.3	8.9	66.8	±3.30	68.8	64.7
4.9	36.75	±1.049	37.5	36.0	9	67.5	±3.31	69.5	65.5
5	37.5	±1.050	38.3	36.8	9.1	68.3	±3.32	70.3	66.2
5.1	38.25	±1.051	39.0	37.5	9.2	69.0	±3.33	71.1	66.9
5.2	39	±1.052	39.8	38.2	9.3	69.8	±3.34	71.8	67.7
5.3	39.75	±1.053	40.5	39.0	9.4	70.5	±3.35	72.6	68.4
5.4	40.5	±1.054	41.3	39.7	9.5	71.3	±3.36	73.4	69.1
5.5	41.25	±1.055	42.1	40.4	9.6	72.0	±3.37	74.2	69.8
5.6	42	±1.056	42.8	41.2	9.7	72.8	±3.38	74.9	70.6
5.7	42.75	±1.057	43.6	41.9	9.8	73.5	±3.39	75.7	71.3
5.8	43.5	±1.058	44.4	42.6	9.9	74.3	±3.40	76.5	72.0
5.9	44.25	±1.059	45.1	43.4	10	75.0	±3.41	77.3	72.8
6	45	±1.060	45.9	44.1	Note: Pulse (Hz) = [7.5x Flow Rate Q (L / min)] ± 3%				