

**Features:**

- 3.0mm Round Type LED Lamps.
- Ultra brightness.
- Choice of various viewing angles.
- Diffused, Transparent and Water clear lens are available.
- IC compatible /Low current capability.

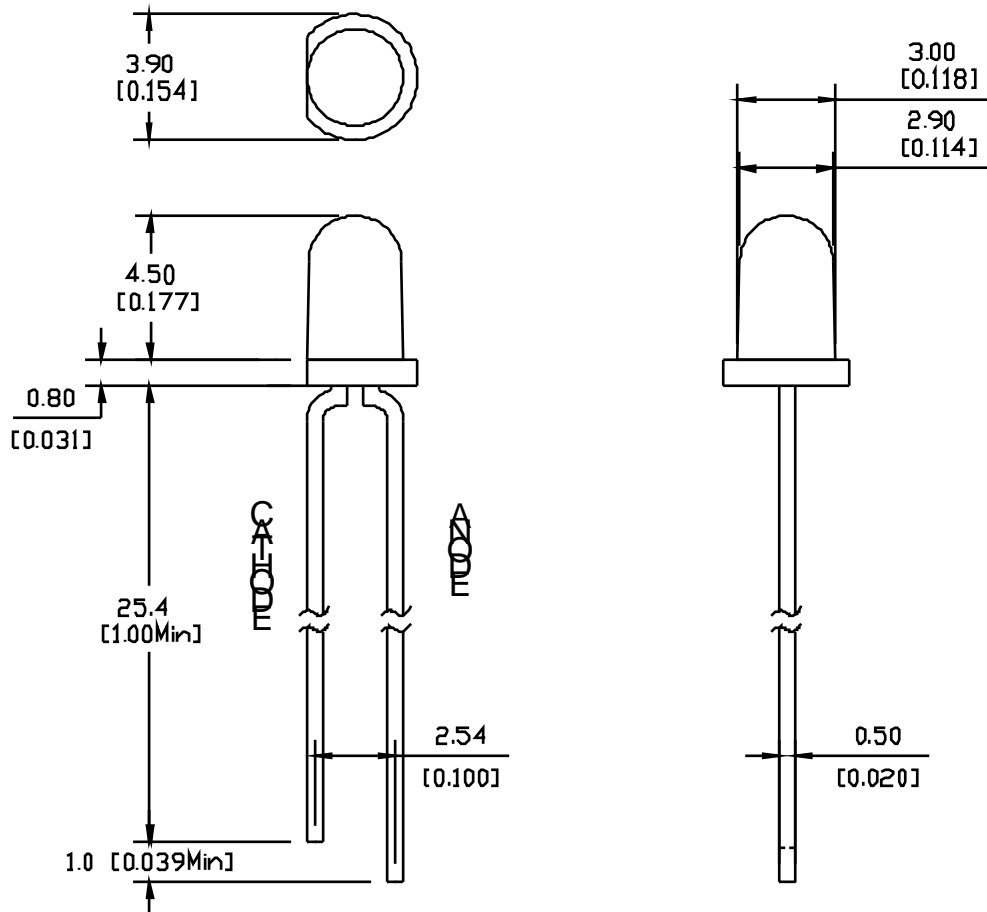
**Electrical-optical characteristics: (Ta=25 ) (Test Condition: IF=20mA)**

Part Number	Chip			Lens Type	Forward Voltage(VF) Unit:V		Luminous Intensity (Iv) Unit:mcd		Viewing Angle:θ/2(deg)
	Emitted Color	Material	λp (nm)		Typ	Max	Min.	Typ.	
FYL-3014SRC	Hi Red	AlGaAs,SH	660	1.85	2.20	50	220	30	
FYL-3014LRC	Super Red	AlGaAs,DH	660	1.85	2.20	200	500		
FYL-3014URC	Ultra Red	AlGaAs,DDH	660	1.95	2.20	500	900		
FYL-3014UEC	Ultra Orange	AlGaInP	630	2.10	2.50	900	1800		
FYL-3014UYC	Ultra Yellow	AlGaInP	590	2.10	2.50	900	2000		
FYL-3014UGC	Ultra Green	AlGaInP	574	2.20	2.50	220	600		
FYL-3014PGC	Ultra Pure Green	InGaN	525	3.80	4.50	1200	3000		
FYL-3014BGC	Ultra Bluish Green	InGaN	505	3.80	4.50	900	2800		
FYL-3014BC	Blue	InGaN	430	3.80	4.50	400	900		
FYL-3014UBC	Ultra Blue	InGaN	470	2.70	4.20	500	1400		
FYL-3014VC	UV	InGaN	405	3.80	4.50	100	150		
FYL-3014UWC	Ultra White	InGaN	/	2.70	4.20	900	2000		

**Absolute maximum ratings (Ta=25 )**

Parameter	SR	LR	UR	UE	UY	UG	PG	BG	B	UB	UV	W	Unit
Forward Current I <sub>F</sub>	25	25	25	30	30	30	30	30	30	30	30	30	mA
Power Dissipation P <sub>d</sub>	60	60	60	65	65	75	110	110	120	120	120	120	mW
Reverse Voltage V <sub>R</sub>	5	5	5	5	5	5	5	5	5	5	5	5	V
Peak Forward Current I <sub>PF</sub> (Duty 1/10 @1KHZ)	150	150	150	150	150	150	150	100	100	100	100	100	mA
Operation Temperature T <sub>OPR</sub>	-40 to +80												
Storage Temperature T <sub>STG</sub>	-40 to +85												
Lead Soldering Temperature T <sub>SOL</sub>	Max.260 5 for 3 sec Max. (1.6mm from the base of the epoxy bulb)												

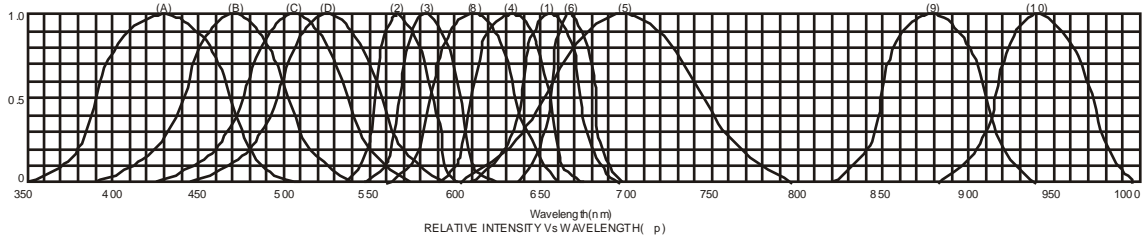
**Package configuration & Internal circuit diagram:**



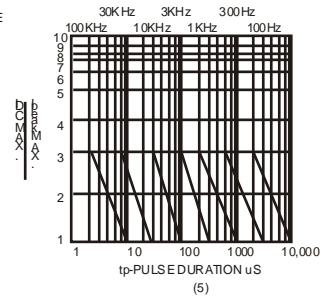
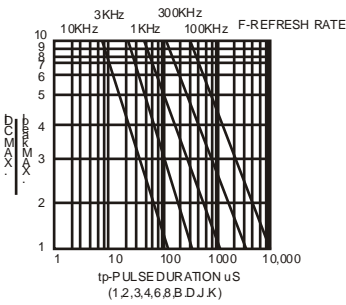
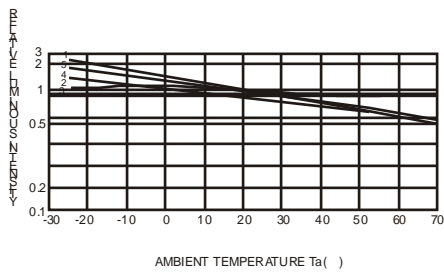
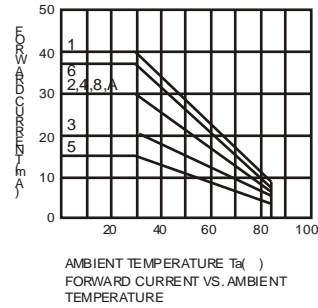
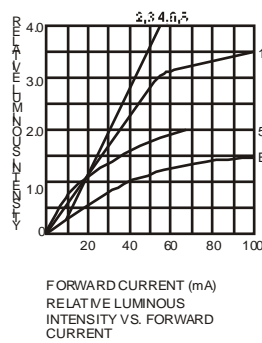
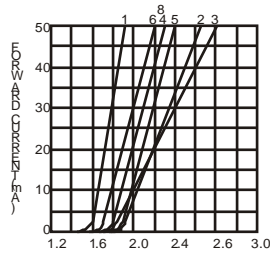
**Notes:**

All dimensions are in millimeters (inches)  
Tolerance is 0.25(0.01") unless otherwise noted.  
Specifications are subject to change without notice.

**Typical electrical-optical characteristics curves:**



- |   |                                      |
|---|--------------------------------------|
| (1) - GaAsP/GaAs 655nm/Red                | (9) - GaAlAs 880nm                   |
| (2) - GaP 570nm/Yellow Green              | (10) - GaAs/GaAs & GaAlAs/GaAs 940nm |
| (3) - GaAsP/GaP 585nm/Yellow              | (A) - GaN/SiC 430nm/Blue             |
| (4) - GaAsP/GaP 635nm/Orange & Hi-Eff Red | (B) - InGaN/SiC 470nm/Blue           |
| (5) - GaP 700nm/Bright Red                | (C) - InGaN/SiC 505nm/Ultra Green    |
| (6) - GaAlAs/GaAs 660nm/Super Red         | (D) - InGaAlSiC 525nm/Ultra Green    |
| (8) - GaAsP/GaP 610nm/Super Red           |                                      |



NOTE:  $T_a$  free air temperature unless otherwise specified