

PRODUCT SPECIFICATION

Model No.: FYLF-1130UB1C

Descriptions:	
<ul style="list-style-type: none"> ■ Flux LED Type. ■ Size (mm):Φ5*7.62*7.62. ■ Emitting Color: Super Bright Blue. ■ Lens Type: Water clear. ■ Pb-free Reflow soldering application. ■ RoHS Compliant. 	

Applications:
<ul style="list-style-type: none"> ■ Indicators. ■ Automotive application. ■ Decorative lighting. ■ Illuminations



CUSTOMER APPROVED SIGNATURES	APPROVED BY	CHECKED BY	PREPARED BY

NINGBO FORYARD OPTOELECTRONICS CO.,LTD.

Add:No. 666 Jinghua Road, Hi-tech Park, Ningbo, Zhejiang, China

Zip:315103

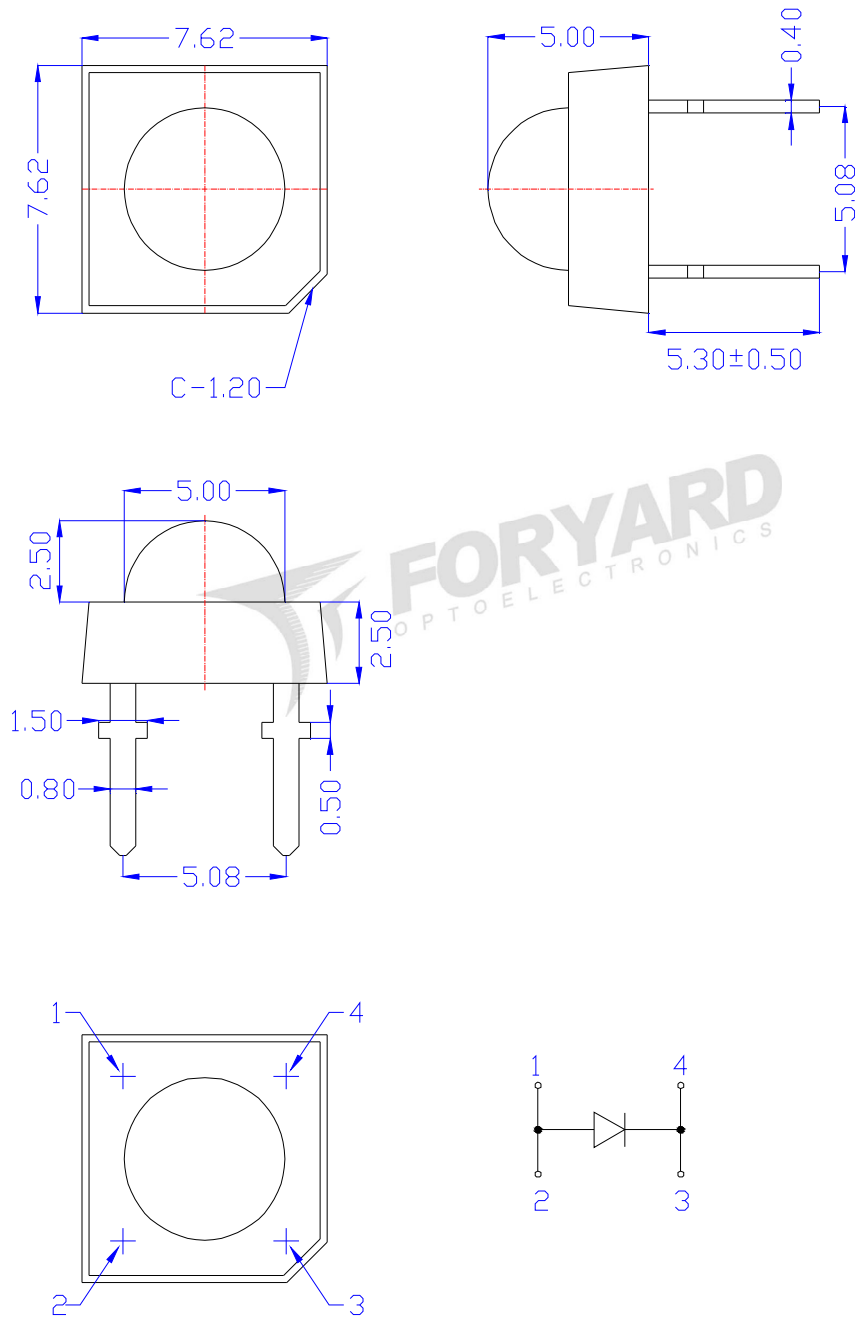
Tel: 0086-574-87933652 87922206 87927870

Fax: 0086-574-87927917

E-mail:Sales@foryard.com (General)

Model No.: FYLF-1130UB1C

Mechanical Dimensions



Notes:

1. All dimensions are millimeters (inches)
2. Tolerance is $\pm 0.25\text{mm} (.010\text{'})$ unless otherwise noted.
3. The specifications, characteristics and technical data described in the datasheet are subject to change without prior notice.
4. The drawing is different from the actual one, please refer to the sample.

Model No.: FYLF-1130UB1C

■ Absolute Maximum Ratings(Ta=25°C)

Parameter	Symbol	MAX.	Unit
Forward Current(DC)	IF	30	mA
Peak Forward Current *	IFP	100	mA
Power Dissipation	PD	120	mW
Reverse Voltage	VR	5	V
Operating Temperature Range	Topr	-30°C to +85°C	
Storage Temperature Range	Tstg	-30°C to +100°C	
Soldering Temperature	Tsol	Reflow Soldering:260°C/2sec	

*Pulse width \leq 1msec duty \leq 1/10

■ Typical Electrical & Optical Characteristics(Ta=25°C)

Parameter	Symbol	Min.	Typ.	Max.	Unit	Test Condition
Luminous Intensity	I_V	415	600	1135	mcd	IF=20mA
Viewing Angle	$2\theta_{1/2}$	---	90	---	Deg	
Peak Emission Wavelength	λ_p	---	470	--	nm	
Dominant Wavelength	λ_d	465	470	475	nm	
Spectral Line Half-Width	$\Delta\lambda$	---	30	--	nm	
Forward Voltage	V_F	2.60	3.00	3.40	V	VR=5V
Reverse Current	I_R	---	---	10	μ A	

■ Material

Item	Reflector	Wire	Encapsulate	Chip
Material	Copper	Gold	Epoxy	InGaN

Note:

- 1.Luminous Intensity is based on the Foryard standards.
- 2.Pay attention about static for InGaN

■ Luminous Intensity Guide (Unit: mcd) @IF=20mA

Code	L14	L15	L16
Luminous Intensity(mcd)	415~580	580~810	810~1135

Tolerance of measurement of luminous intensity is \pm 15%

■ Dominate Wavelength Guide (Unit: nm) @IF=20mA

Code	B5	B6	B7	B8
Dominate Wavelength(nm)	463~466	466~469	469~472	472~475

Tolerance for each Dominate Wavelength bin is \pm 1nm

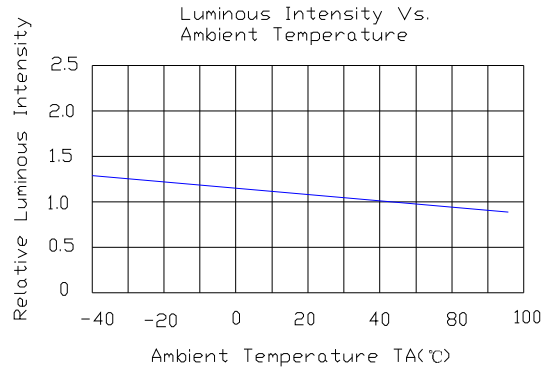
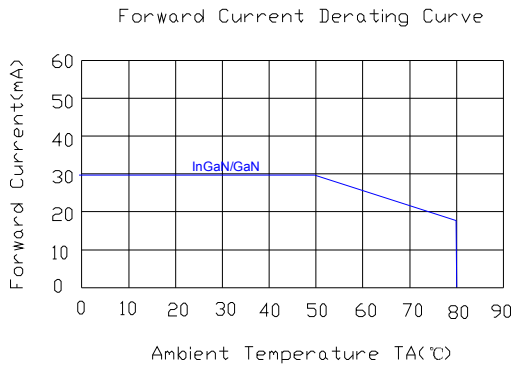
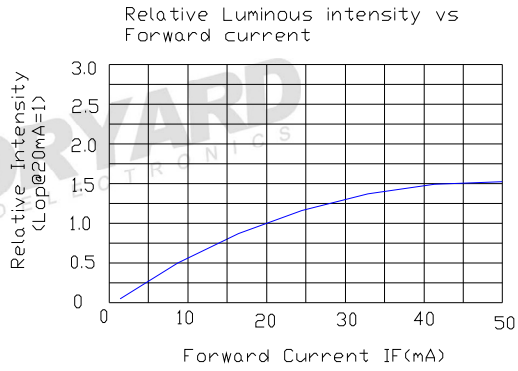
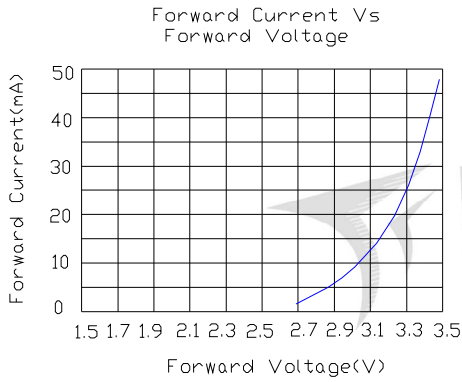
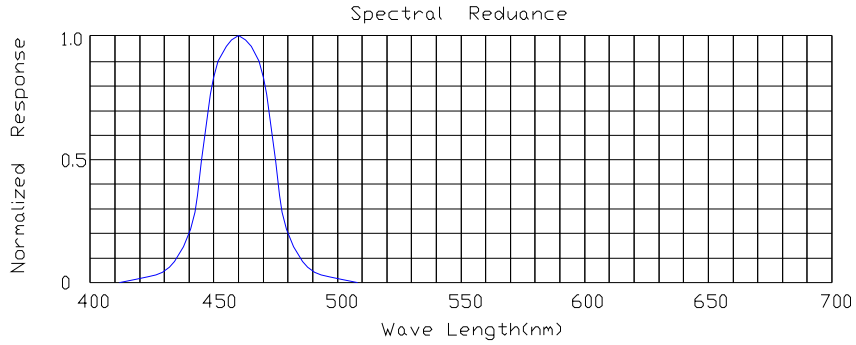
■ Forward Voltage Guide (Unit: V) @IF=20mA

Code	V7	V8	V9	V10
Forward Voltage(V)	2.6~2.8	2.8~3.0	3.0~3.2	3.2~3.4

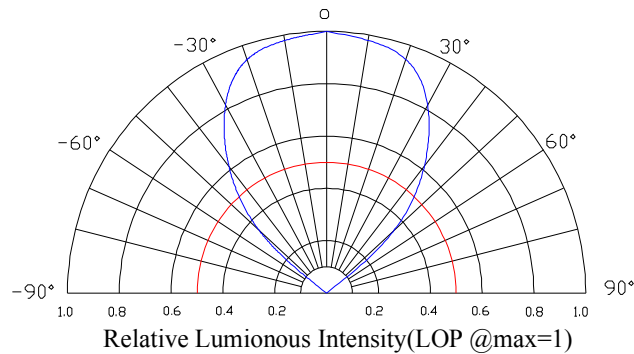
Tolerance of measurement of forward voltage is \pm 0.1V

Model No.: FYLF-1130UB1C

Typical Eletrical/Optical Characteristics Curves(Ta=25°C Unless Otherwise Noted)

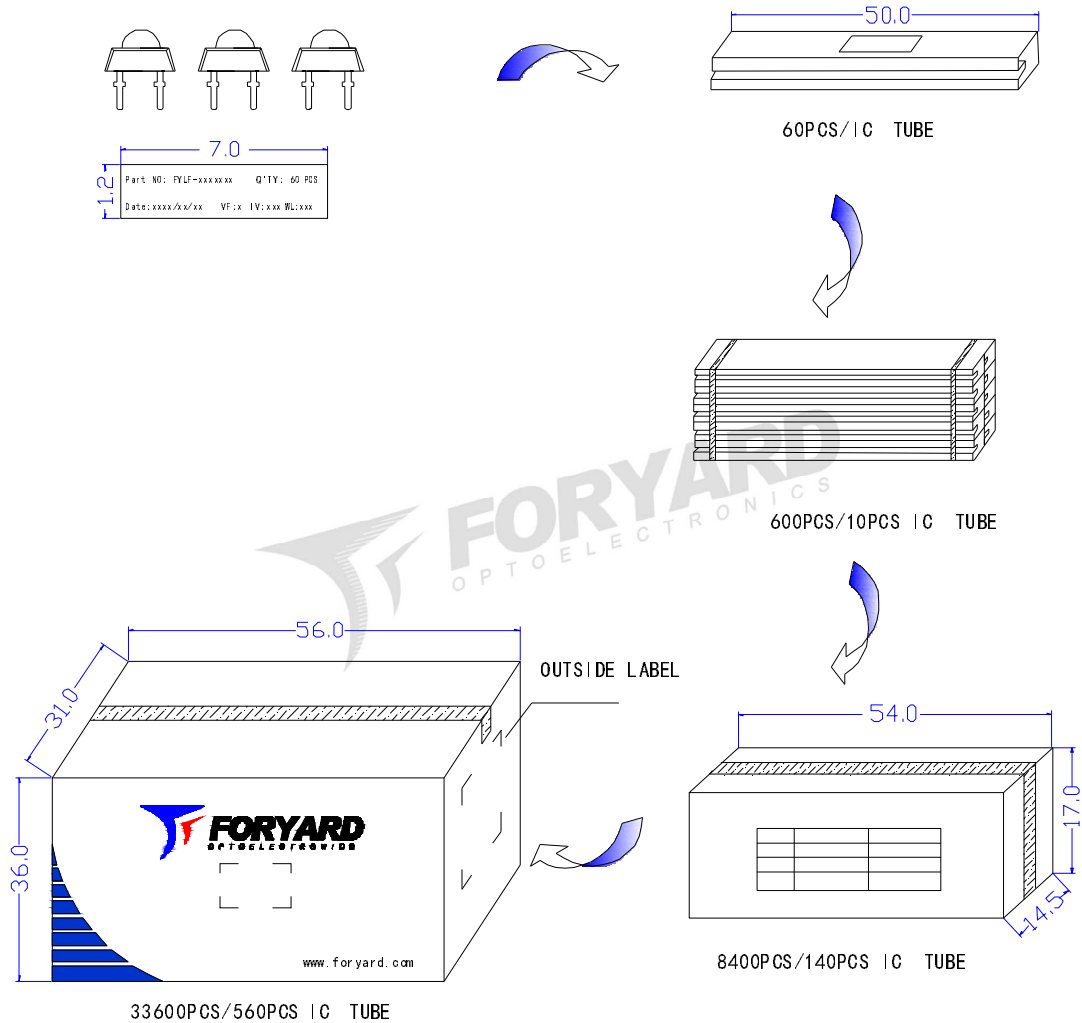


Radiation pattern



Model No.: FYLF-1130UB1C

■ LAMP PACKING.



OUTSIDE LABEL

Note: The specifications are subject to change without notice. Please contact us for updated information.