



BY251 ~ BY255

MEDIUM CURRENT PLASTIC RECTIFIER

VOLTAGE 200 to 1300 Volts **CURRENT** 3.0 Amperes

DO-201AD

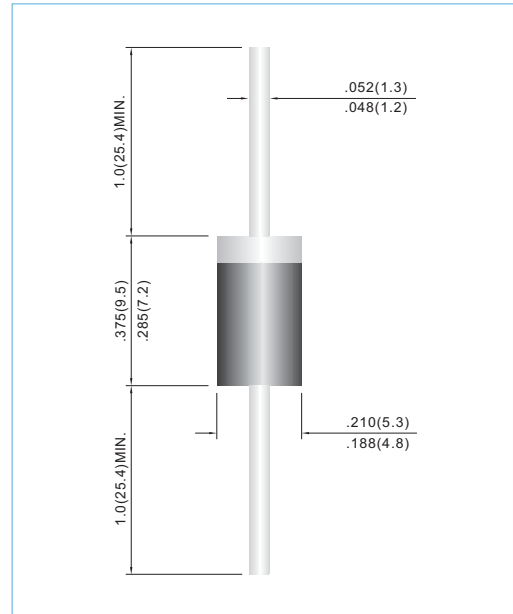
Unit: inch(mm)

FEATURES

- High current capability.
- Plastic package has Underwriters Laboratories Flammability Classification 94V-O
- Void-free Plastic in DO-201AD package.
- Exceeds environmental standards of MIL-S-19500/228
- Low leakage .
- Lead free in comply with EU RoHS 2011/65/EU directives

MECHANICAL DATA

- Case: Molded plastic, DO-201AD
- Terminals: Axial leads, solderable to MIL-STD-750, Method 2026
- Polarity: Color Band denotes cathode end
- Mounting Position: Any
- Weight: 0.0395 ounce, 1.122 grams



MAXIMUM RATINGS AND ELECTRICAL CHARACTERISTICS

Ratings at 25°C ambient temperature unless otherwise specified.
Resistive or inductive load, 60Hz.

PARAMETER	SYMBOL	BY251	BY252	BY253	BY254	BY255	UNITS	
Maximum Recurrent Peak Reverse Voltage	V_{RRM}	200	400	600	800	1300	V	
Maximum RMS Voltage	V_{RMS}	140	280	420	560	910	V	
Maximum DC Blocking Voltage	V_{DC}	200	400	600	800	1300	V	
Maximum Average Forward Current .375"(9.5mm) lead length	$I_{F(AV)}$	3.0						A
Peak Forward Surge Current : 8.3ms single half sine-wave superimposed on rated load(JEDEC method)	I_{FSM}	100						A
Maximum Forward Voltage at 3.0A	V_F	1.1						V
Maximum DC Reverse Current at $T_J=25^{\circ}C$ Rated DC Blocking Voltage $T_J=100^{\circ}C$	I_R	5.0 1000						μA
Typical Junction capacitance (Note 1)	C_J	40						pF
Typical Thermal Resistance(Note 2)	$R_{\theta JA}$	15						$^{\circ}C / W$
Operating Junction and Storage Temperature Range	T_J, T_{STG}	-55 to +150						$^{\circ}C$

NOTES:

1. Measured at 1 MHz and applied reverse voltage of 4.0 volts.
2. Thermal resistance from junction to ambient.
3. Reverse Recovery Test Conditions: $I_F=0.5A$, $I_R=1.0A$, $I_{rr}=0.25A$



BY251 ~ BY255

RATING AND CHARACTERISTIC CURVES

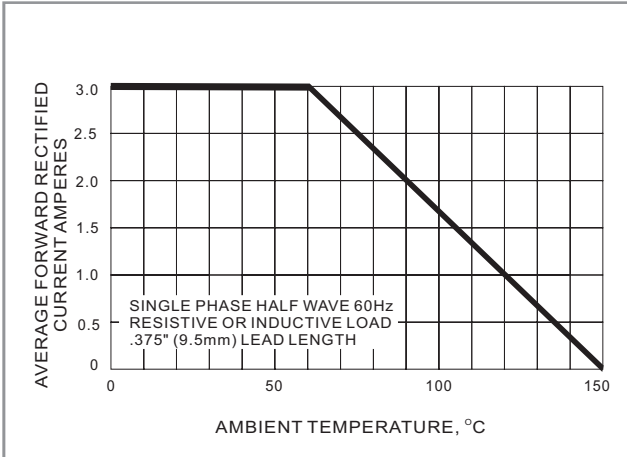


FIG. 1 FORWARD CURRENT DERATING CURVE

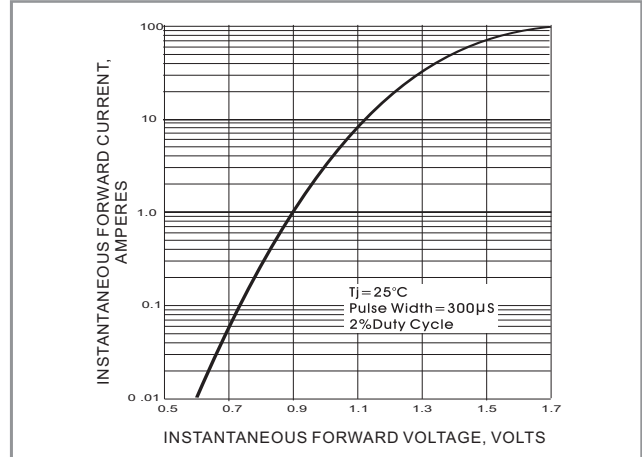


FIG. 2 TYPICAL FORWARD CHARACTERISTICS

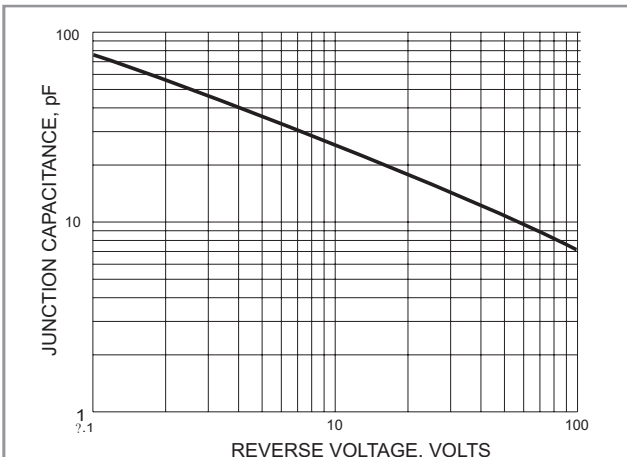


FIG. 3 TYPICAL JUNCTION CAPACITANCE

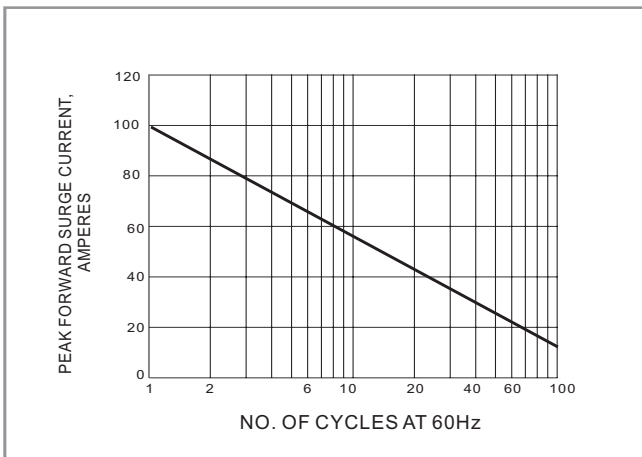


Fig. 4 MAXIMUM NON REPETITIVE PEAK SURGE CURRENT

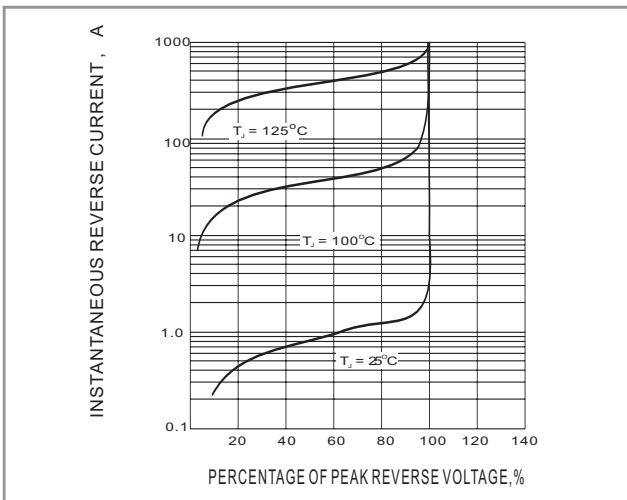


Fig. 5-TYPICAL REVERSE CHARACTERISTIC



BY251 ~ BY255

Part No_packing code_Version

- BY251_AY_00001
- BY251_AY_10001
- BY251_B0_00001
- BY251_B0_10001
- BY251_R2_00001
- BY251_R2_10001

For example :

RB500V-40 **R2** **00001**



Packing Code XX				Version Code XXXXXX		
Packing type	1 st Code	Packing size code	2 nd Code	HF or RoHS	1 st Code	2 nd ~5 th Code
Tape and Ammunition Box (T/B)	A	N/A	0	HF	0	serial number
Tape and Reel (T/R)	R	7"	1	RoHS	1	serial number
Bulk Packing (B/P)	B	13"	2			
Tube Packing (T/P)	T	26mm	X			
Tape and Reel (Right Oriented) (TRR)	S	52mm	Y			
Tape and Reel (Left Oriented) (TRL)	L	PANASERT T/B CATHODE UP (PBCU)	U			
FORMING	F	PANASERT T/B CATHODE DOWN (PBCD)	D			



BY251 ~ BY255

Disclaimer

- Reproducing and modifying information of the document is prohibited without permission from Panjit International Inc..
- Panjit International Inc. reserves the rights to make changes of the content herein the document anytime without notification. Please refer to our website for the latest document.
- Panjit International Inc. disclaims any and all liability arising out of the application or use of any product including damages incidentally and consequentially occurred.
- Panjit International Inc. does not assume any and all implied warranties, including warranties of fitness for particular purpose, non-infringement and merchantability.
- Applications shown on the herein document are examples of standard use and operation. Customers are responsible in comprehending the suitable use in particular applications. Panjit International Inc. makes no representation or warranty that such applications will be suitable for the specified use without further testing or modification.
- The products shown herein are not designed and authorized for equipments requiring high level of reliability or relating to human life and for any applications concerning life-saving or life-sustaining, such as medical instruments, transportation equipment, aerospace machinery et cetera. Customers using or selling these products for use in such applications do so at their own risk and agree to fully indemnify Panjit International Inc. for any damages resulting from such improper use or sale.
- Since Panjit uses lot number as the tracking base, please provide the lot number for tracking when complaining.